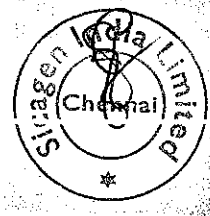



**SHAREHOLDING PATTERN - AS PER CLAUSE 35 OF THE LISTING AGREEMENT**

**(I)(a) Statement showing Shareholding Pattern**

Name of the Company : Sicagen India Limited  
 Scrip Code, Name of the Scrip, Class of Security : 533014, SICAGEN, Equity Shares  
 As on : 31-12-2014

Partly paid-up shares	No. of Partly paid up shares	As a % of total no. of partly paid up shares	As a % of total no. of shares of the Company
Held by Promoter/Promoter group	Nil	Nil	Nil
Held by Public	Nil	Nil	Nil
<b>Total</b>	Nil	Nil	Nil
Outstanding convertible securities	No. of outstanding securities	As a % of total no. of outstanding convertible securities	As a % of total no. of shares of the Company, assuming full conversion of the convertible securities
Held by Promoter/Promoter group	Nil	Nil	Nil
Held by Public	Nil	Nil	Nil
<b>Total</b>	Nil	Nil	Nil
Warrants	No. of Warrants	As a % of total no. of Warrants	As a % of total no. of shares of the Company, assuming full conversion of Warrants
Held by Promoter/Promoter group	Nil	Nil	Nil
Held by Public	Nil	Nil	Nil
<b>Total</b>	Nil	Nil	Nil
<b>Total paid up capital of the Company, assuming full conversion of warrants and convertible securities</b>	39571684		





Category Code	Category of Shareholder	Number of Shareholders	Total number of shares held	Number of shares held in demat form	Total shareholding as a percentage of total number of shares		Shares pledged or otherwise encumbered	
					As % of (A+B)	As % of (A+B+C)	Number of shares (VIII)	As a percentage (DX)-(VIII)/(V)-100
(I)	(II)	(III)	(IV)	(V)	(VI)	(VII)	(VIII)	(IX)
(A)	Shareholding of promoter and promoter group							
(1)	Indian							
(a)	Individuals / Hindu Undivided Family	3	616657	616657	1.583	1.583	Nil	Nil
(b)	Central Government / State Government	0	0	0	0.000	0.000	Nil	Nil
(c)	Bodies Corporate	8	1276632	1276632	3.2261	3.2261	Nil	Nil
(d)	Financial Institutions / Banks	0	0	0	0.000	0.000	Nil	Nil
(e)	Any other	0	0	0	0.000	0.000	Nil	Nil
	<b>Sub-Total (A)(1)</b>	<b>11</b>	<b>1893289</b>	<b>1893289</b>	<b>4.7845</b>	<b>4.7845</b>	<b>Nil</b>	<b>Nil</b>
(2)	Foreign							
(a)	Individuals (Non-Resident Individual / Foreign)	3	48838	48838	0.1234	0.1234	Nil	Nil
(b)	Bodies Corporate	2	14676751	14676751	37.0890	37.0890	Nil	Nil
(c)	Institutions	0	0	0	0.000	0.000	Nil	Nil
(d)	Any other [Specify]	0	0	0	0.000	0.000	Nil	Nil
	<b>Sub-Total (A)(2)</b>	<b>5</b>	<b>14725589</b>	<b>14725589</b>	<b>37.2124</b>	<b>37.2124</b>	<b>Nil</b>	<b>Nil</b>
	<b>Total shareholding of Promoter and Promoter Group</b>	<b>16</b>	<b>16618878</b>	<b>16618878</b>	<b>41.9969</b>	<b>41.9969</b>	<b>Nil</b>	<b>Nil</b>
(B)	Public Shareholding							
(1)	Institutions							
(a)	Mutual Funds / UTI	5	1411	1311	0.0036	0.0036	NA	NA
(b)	Financial Institutions / Banks	16	171052	668	0.4323	0.4323	NA	NA
(c)	Central Government / State Government	1	334	334	0.0008	0.0008	NA	NA
(d)	Venture Capital Funds	0	0	0	0.000	0.000	NA	NA
(e)	Insurance Companies	2	67770	67770	0.1713	0.1713	NA	NA
(f)	Foreign Institutional Investors	4	4909323	4909323	12.4061	12.4061	NA	NA
(g)	Foreign Venture Capital Investors	0	0	0	0.000	0.000	NA	NA
(h)	Any other	0	0	0	0.000	0.000	NA	NA
	<b>Sub-Total (B)(1)</b>	<b>28</b>	<b>5149890</b>	<b>4979406</b>	<b>13.0141</b>	<b>13.0141</b>	<b>NA</b>	<b>NA</b>
(2)	Non-institutions							
(a)	Bodies Corporate	505	5208904	5147395	13.1632	13.1632	NA	NA
(b)	Individuals -							
i.	Individual shareholders holding nominal share capital upto Rs. 1 lakh	41628	7263301	6112186	18.3548	18.3548	NA	NA
ii.	Individual shareholders holding nominal share capital in excess of Rs. 1 lakh	129	4438361	4402253	11.2160	11.2160	NA	NA
(c)	Any other -							
	<b>Sub-Total (B)(2)</b>	<b>3</b>	<b>2052</b>	<b>2052</b>	<b>0.0052</b>	<b>0.0052</b>	<b>NA</b>	<b>NA</b>
	<b>Sub-Total (B)</b>	<b>39</b>	<b>21991</b>	<b>21991</b>	<b>0.0566</b>	<b>0.0566</b>	<b>NA</b>	<b>NA</b>
	<b>Sub-Total (B)(2)</b>	<b>212</b>	<b>383538</b>	<b>377366</b>	<b>0.9692</b>	<b>0.9692</b>	<b>NA</b>	<b>NA</b>
	<b>Total Public Shareholding (B) = (B)(1)+(B)(2)</b>	<b>43076</b>	<b>17802916</b>	<b>16548178</b>	<b>44.9890</b>	<b>44.9890</b>	<b>NA</b>	<b>NA</b>
	<b>TOTAL (A) + (B)</b>	<b>43120</b>	<b>39571684</b>	<b>38146462</b>	<b>100.0000</b>	<b>100.0000</b>	<b>NA</b>	<b>NA</b>
(C)	Shares held by Custodians and agents which Depository Receipts have been issued	0	0	0	NA	0.000	NA	NA
(1)	Promoter and Promoter Group	0	0	0	0.000	0.000	NA	NA
(2)	Public Shareholding	43120	39571684	38146462	100.0000	100.0000	NA	NA
	<b>GRAND TOTAL (A)+(B)+(C)</b>	<b>43120</b>	<b>39571684</b>	<b>38146462</b>	<b>100.0000</b>	<b>100.0000</b>	<b>NA</b>	<b>NA</b>

(1)(b) Statement showing holding of securities (including shares, warrants, convertible securities) of persons belonging to the category "Promoter and Promoter Group."


Sl. No	Name of the shareholder	Details of shares held			Encumbered shares			Details of Warrants			Details of Convertible securities		Total shares (including underlying shares assuming full conversion of warrants and convertible securities) as a % of diluted share capital
		Number of shares held	As a % of grand total (A)+(B)+(C)	(IV)	Number of shares held	As a %	(V) = (VI)/(IV) * 100	Number of Warrants held	As a % of total number of warrants of the same class	(IX)	Number of Convertible securities held	% w.r.t total number of convertible securities of the same class	
1	Raniford Investments Ltd	7406649	18.7019	0.0000	0	0.0000	0.0000	0.0000	0.0000	0.0000	0.0000	0.0000	18.7019
2	Demselly Investments Ltd	7276102	18.3871	0.0000	0	0.0000	0.0000	0.0000	0.0000	0.0000	0.0000	0.0000	18.3871
3	Southern Petrochemical Industries Corp. Ltd	5776881	1.4598	0.0000	0	0.0000	0.0000	0.0000	0.0000	0.0000	0.0000	0.0000	1.4598
4	ACM Educational Foundation	572043	1.4456	0.0000	0	0.0000	0.0000	0.0000	0.0000	0.0000	0.0000	0.0000	1.4456
5	A C Muthiah	423700	1.0787	0.0000	0	0.0000	0.0000	0.0000	0.0000	0.0000	0.0000	0.0000	1.0787
6	SPIC Group Comps. Employees Welfare Foun. n.	16250	0.0411	0.0000	0	0.0000	0.0000	0.0000	0.0000	0.0000	0.0000	0.0000	0.0411
7	SPIC Officers & Staff Welfare Funds.	16250	0.0411	0.0000	0	0.0000	0.0000	0.0000	0.0000	0.0000	0.0000	0.0000	0.0411
8	Muthiah A.C	153838	0.3888	0.0000	0	0.0000	0.0000	0.0000	0.0000	0.0000	0.0000	0.0000	0.3888
9	Steel Logistics Ltd	50000	0.1264	0.0000	0	0.0000	0.0000	0.0000	0.0000	0.0000	0.0000	0.0000	0.1264
10	The Express Carriers Ltd	44200	0.1117	0.0000	0	0.0000	0.0000	0.0000	0.0000	0.0000	0.0000	0.0000	0.1117
11	Ashwin C Muthiah	28504	0.0720	0.0000	0	0.0000	0.0000	0.0000	0.0000	0.0000	0.0000	0.0000	0.0720
12	Ashwin C Muthiah	13334	0.0337	0.0000	0	0.0000	0.0000	0.0000	0.0000	0.0000	0.0000	0.0000	0.0337
13	A.C.Muthiah	39099	0.0988	0.0000	0	0.0000	0.0000	0.0000	0.0000	0.0000	0.0000	0.0000	0.0988
14	Yadhi Ashwin Muthiah	7000	0.0177	0.0000	0	0.0000	0.0000	0.0000	0.0000	0.0000	0.0000	0.0000	0.0177
15	ACM Medical Foundation	109	0.0003	0.0000	0	0.0000	0.0000	0.0000	0.0000	0.0000	0.0000	0.0000	0.0003
16	South India Travels Pvt. Ltd.	29	0.0003	0.0000	0	0.0000	0.0000	0.0000	0.0000	0.0000	0.0000	0.0000	0.0003
	TOTAL	16618878	41.9969	0.0000	0	0.0000	0.0000	0.0000	0.0000	0.0000	0.0000	0.0000	41.9969

(1)(c)(i) Statement showing holding of securities (including shares, warrants, convertible securities) of persons belonging to the category "Public" and holding more than 1% of the total number of shares

Sl. No.	Name of the shareholder	Number of Shares	Shares as a percentage of total number of shares (i.e. grand total (A)+(B)+(C) indicated in statement at para (1)(a) above)	Details of Warrants			Details of Convertible securities		Total shares (including underlying shares assuming full conversion of warrants and convertible securities) as a % of diluted share capital
				Number of Warrants held	As a % of total number of warrants of the same class	Number of Convertible securities held	% w.r.t total number of convertible securities of the same class		
1	Twinshield Consultants Private Ltd	3148810	7.9572	0.0000	0.0000	0.0000	0.0000	0.0000	7.9572
2	Passage To India Master Fund Ltd	1919900	4.8517	0.0000	0.0000	0.0000	0.0000	0.0000	4.8517
3	Davos International Fund	1545000	3.9043	0.0000	0.0000	0.0000	0.0000	0.0000	3.9043
4	Shraw Asia Diversified Opportunities Fund	750000	1.8953	0.0000	0.0000	0.0000	0.0000	0.0000	1.8953
5	Mercantile Ventures Limited	465423	1.1761	0.0000	0.0000	0.0000	0.0000	0.0000	1.1761
6	Leman Diversified Fund	694423	1.7548	0.0000	0.0000	0.0000	0.0000	0.0000	1.7548
7	Sharad Kinavalel Shah	445000	1.1245	0.0000	0.0000	0.0000	0.0000	0.0000	1.1245
8	Mahendra Giribharal	477447	1.2065	0.0000	0.0000	0.0000	0.0000	0.0000	1.2065
	TOTAL	9446003	23.8706	0.0000	0.0000	0.0000	0.0000	0.0000	23.8706

(1)(c)(ii) Statement showing holding of securities (including shares, warrants, convertible securities) of persons (together with PAC) belonging to the category "Public" and holding more than 5% of the total number of shares of the Company.

Sl. No.	Name(s) of the shareholder(s) and the persons Acting in Concert (PAC) with the n	Number of Shares	Shares as a percentage of total number of shares (i.e. grand total (A)+(B)+(C) indicated in statement at para (1)(a) above)	Details of Warrants		Details of Convertible securities		Total shares (including underlying shares assuming full conversion of warrants and convertible securities) as a % of diluted share capital
				Number of Warrants held	As a % of total number of warrants of the same class	Number of Convertible securities held	% w.r.t total number of convertible securities of the same class	
1	Twinshield Consultants Private Ltd	3148810	7.9572	0.0000	0.0000	0.0000	0.0000	7.9572
	TOTAL	3148810	7.9572	0.0000	0.0000	0.0000	0.0000	7.9572



**(I) (d) Statement showing details of locked-in shares**

Sl. No.	Name of the shareholder	Number of Shares	Shares as a percentage of total number of shares [i.e. grand total (A)+(B)+(C) indicated in statement at para (I)(a) above]
	Nil	Nil	Nil

**(II)(a) Statement showing details of Depository Receipts (DRs)**

Sl No.	Type of outstanding DR (ADRs, GDRs, SDRs, etc.)	Number of outstanding DRs	Number of Shares underlying outstanding DRs	Shares underlying outstanding DRs as a percentage of total number of shares [i.e. Grand Total (A)+(B)+(C) indicated in statement at para (I)(a) above]
	Nil	Nil	Nil	Nil


**(II) (b) Statement showing holding of Depository Receipts (DRs) where underlying shares held by "Promoter/Promoter group" are in excess of 1% of the total number of shares**

Sl No.	Name of the DR Holder	Type of outstanding DR (ADRs, GDRs, SDRs, etc.)	Number of shares underlying outstanding DRs	Shares underlying outstanding DRs as a percentage of total number of shares [i.e. Grand Total (A)+(B)+(C) indicated in statement at para (I)(a) above]
	Nil	Nil	Nil	Nil

**(III) (a) Statement showing the voting pattern of the shareholders, if more than one class of shares/securities issued by the issuer**

Not applicable

Date: 12.01.2015  
Place: Chennai

For Sicagen India Limited  
  
 G. Arumugam  
 Head Legal & Company Secretary

