


**SHAREHOLDING PATTERN - AS PER CLAUSE 35 OF THE LISTING AGREEMENT**

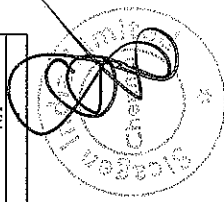
**(I)(a) Statement showing Shareholding Pattern**

Name of the Company : Sicagen India Limited  
 Scrip Code, Name of the Scrip, Class of Security : 533014, SICAGEN, Equity Shares  
 As on : 31-03-2015

Partly paid-up shares	No. of Partly paid up shares	As a % of total no. of partly paid up shares	As a % of total no. of shares of the Company
Held by Promoter/Promoter group	Nil	Nil	Nil
Held by Public	Nil	Nil	Nil
<b>Total</b>	Nil	Nil	Nil
Outstanding convertible securities	No. of outstanding securities	As a % of total no. of outstanding convertible securities	As a % of total no. of shares of the Company, assuming full conversion of the convertible securities
Held by Promoter/Promoter group	Nil	Nil	Nil
Held by Public	Nil	Nil	Nil
<b>Total</b>	Nil	Nil	Nil
Warrants	No. of Warrants	As a % of total no. of Warrants	As a % of total no. of shares of the Company, assuming full conversion of Warrants
Held by Promoter/Promoter group	Nil	Nil	Nil
Held by Public	Nil	Nil	Nil
<b>Total</b>	Nil	Nil	Nil
<b>Total paid up capital of the Company, assuming full conversion of warrants and convertible securities</b>	39571684		



Category Code	Category of Shareholder	Number of Shareholders (III)	Total number of shares held (IV)	Number of shares held in demat form (V)	Total shareholding as a percentage of total number of shares (VI)		Shares pledged or otherwise encumbered (VIII)		As a percentage of (IX) = (VIII)/(VI)*100
					As % of (A+B) (A+B)	As % of (A+B+C) (A+B+C)	Number of shares (VIII)	As a percentage (IX)	
(I)	(II)								
(A)	Shareholding of promoter and promoter group								
(1)	Indian								
(a)	Individuals / Hindu Undivided Family	3	616657	616657	1.558	1.558	Nil	Nil	Nil
(b)	Central Government / State Government(s)	0	0	0	0.000	0.000	Nil	Nil	Nil
(c)	Bodies Corporate	8	1276632	1276632	3.226	3.226	Nil	Nil	Nil
(d)	Financial Institutions / Banks	0	0	0	0.000	0.000	Nil	Nil	Nil
(e)	Any other	0	0	0	0.000	0.000	Nil	Nil	Nil
	<b>Sub-Total (A)(1)</b>	<b>11</b>	<b>1893289</b>	<b>1893289</b>	<b>4.784</b>	<b>4.784</b>	<b>Nil</b>	<b>Nil</b>	<b>Nil</b>
(2)	Foreign								
(a)	Individuals (Non-Resident Individuals / Foreign Individuals)	3	48838	48838	0.123	0.123	Nil	Nil	Nil
(b)	Bodies Corporate	2	14676751	14676751	37.089	37.089	Nil	Nil	Nil
(c)	Institutions	0	0	0	0.000	0.000	Nil	Nil	Nil
(d)	Any other (Specify)	0	0	0	0.000	0.000	Nil	Nil	Nil
	<b>Sub-Total (A)(2)</b>	<b>5</b>	<b>14725589</b>	<b>14725589</b>	<b>37.212</b>	<b>37.212</b>	<b>Nil</b>	<b>Nil</b>	<b>Nil</b>
	<b>Total shareholding of Promoter and Promoter Group (A)=(A)(1)+(A)(2)</b>	<b>16</b>	<b>16618878</b>	<b>16618878</b>	<b>41.997</b>	<b>41.997</b>	<b>Nil</b>	<b>Nil</b>	<b>Nil</b>
(B)	Public Shareholding								
(1)	Institutions								
(a)	Mutual Funds / UTI	5	1411	1311	0.004	0.004	NA	NA	NA
(b)	Financial Institutions / Banks	16	171052	668	0.432	0.432	--	--	--
(c)	Central Government / State Government(s)	1	334	334	0.001	0.001	--	--	--
(d)	Venture Capital Funds	0	0	0	0.000	0.000	--	--	--
(e)	Insurance Companies	2	67770	67770	0.171	0.171	--	--	--
(f)	Foreign Institutional Investors	4	4909323	4909323	12.406	12.406	--	--	--
(g)	Foreign Venture Capital Investors	0	0	0	0.000	0.000	--	--	--
(h)	Any other	0	0	0	0.000	0.000	--	--	--
	<b>Sub-Total (B)(1)</b>	<b>28</b>	<b>5149890</b>	<b>4979406</b>	<b>13.014</b>	<b>13.014</b>	<b>NA</b>	<b>NA</b>	<b>NA</b>
(a)	Bodies Corporate	478	5180023	5118514	13.090	13.090	--	--	--
(b)	Individuals -								
	i. Individual shareholders holding nominal share capital upto Rs. 1 lakh	41425	7332701	6188760	18.530	18.530	--	--	--
	ii. Individual shareholders holding nominal share capital in excess of Rs. 1 lakh	131	4430183	4394075	11.195	11.195	--	--	--
(c)	Any other -								
	Trusts	3	2052	2052	0.005	0.005	--	--	--
	Clearing Members	22	20440	20440	0.052	0.052	--	--	--
	Non-Resident Indians	203	359347	353375	0.908	0.908	--	--	--
	Hindu Undivided Families	564	478170	478126	1.208	1.208	--	--	--
	<b>Sub-Total (B)(2)</b>	<b>42826</b>	<b>17802916</b>	<b>16555342</b>	<b>44.989</b>	<b>44.989</b>	<b>NA</b>	<b>NA</b>	<b>NA</b>
	<b>Total Public Shareholding (B) = (B)(1)+(B)(2)</b>	<b>42854</b>	<b>22952806</b>	<b>21534748</b>	<b>58.003</b>	<b>58.003</b>	<b>NA</b>	<b>NA</b>	<b>NA</b>
	<b>TOTAL (A) + (B)</b>	<b>42870</b>	<b>39571684</b>	<b>38153626</b>	<b>100.000</b>	<b>100.000</b>	<b>--</b>	<b>--</b>	<b>--</b>
(C)	Shares held by Custodians and against which Depository Receipts have been issued	0	0	0	NA	NA	NA	NA	NA
(1)	Promoter and Promoter Group	0	0	0	0.000	0.000	--	--	--
(2)	Public Shareholding	0	0	0	0.000	0.000	NA	NA	NA
	<b>GRAND TOTAL (A)+(B)+(C)</b>	<b>42870</b>	<b>39571684</b>	<b>38153626</b>	<b>NA</b>	<b>100.000</b>	<b>--</b>	<b>--</b>	<b>--</b>



(I)(b) Statement showing holding of securities (including shares, warrants, convertible securities) of persons belonging to the category, "Promoter and Promoter Group"

Sl. No	Name of the shareholder	Details of shares held			Encumbered shares			Details of Warrants			Details of Convertible securities		Total shares (including underlying shares of warrants and convertible securities) as a % of diluted share capital
		Number of shares held	As a % of grand total (A)+(B)+(C)	(IV)	Number of shares held	As a % (VII)= $\frac{(V)}{(A)+(B)+(C)} \times 100$	Number of Warrants held	As a % of total number of warrants of the same class (IX)	Number of Convertible securities held	% w.r.t total number of convertible securities of the same class (X)	(XI)		
1	Ranfield Investments Ltd	7406649	18.702	0	0.000	0.000	0.000	0.000	0.000	0.000	0.000	7406649	
2	Darrelly Investments Ltd	7276102	18.387	0	0.000	0.000	0.000	0.000	0.000	0.000	0.000	7276102	
3	Southern Petrochemical Industries Corp. Ltd	577681	1.460	0	0.000	0.000	0.000	0.000	0.000	0.000	0.000	577681	
4	ACM Educational Foundation	572043	1.446	0	0.000	0.000	0.000	0.000	0.000	0.000	0.000	572043	
5	A.C. Muthiah	423700	1.071	0	0.000	0.000	0.000	0.000	0.000	0.000	0.000	423700	
6	SPIC Group Comps. Employees Welfare Foundn.	16250	0.041	0	0.000	0.000	0.000	0.000	0.000	0.000	0.000	16250	
7	SPIC Officers & Staff Welfare Foundn.	153858	0.389	0	0.000	0.000	0.000	0.000	0.000	0.000	0.000	153858	
8	A.C. Muthiah	50000	0.126	0	0.000	0.000	0.000	0.000	0.000	0.000	0.000	50000	
9	Steele Logsites Ltd	44200	0.112	0	0.000	0.000	0.000	0.000	0.000	0.000	0.000	44200	
10	The Express Carriers Ltd	28504	0.072	0	0.000	0.000	0.000	0.000	0.000	0.000	0.000	28504	
11	Ashwin C Muthiah	13334	0.034	0	0.000	0.000	0.000	0.000	0.000	0.000	0.000	13334	
12	Ashwin C Muthiah	39099	0.099	0	0.000	0.000	0.000	0.000	0.000	0.000	0.000	39099	
13	A.C. Muthiah	7000	0.018	0	0.000	0.000	0.000	0.000	0.000	0.000	0.000	7000	
14	Valli Ashwin Muthiah	109	0.000	0	0.000	0.000	0.000	0.000	0.000	0.000	0.000	109	
15	ACM Medical Foundation	99	0.000	0	0.000	0.000	0.000	0.000	0.000	0.000	0.000	99	
16	South India Travels Pvt. Ltd	16618878	41.997	0	0.000	0.000	0.000	0.000	0.000	0.000	0.000	16618878	
	<b>TOTAL</b>												

(I)(c) Statement showing holding of securities (including shares, warrants, convertible securities) of persons belonging to the category, "Public" and holding more than 1% of the total number of shares

Sl. No.	Name of the shareholder	Number of Shares	Shares as a percentage of total number of shares [i.e. grand total (A)+(B)+(C) indicated in statement at para (I)(a) above]	Details of Warrants			Details of Convertible securities		Total shares (including underlying shares of warrants and convertible securities) as a % of diluted share capital
				Number of Warrants held	As a % of total number of warrants of the same class	Number of Convertible securities held	% w.r.t total number of convertible securities of the same class		
1	Twinshield Consultants Private Ltd	3148810	7.957	0.000	0.000	0.000	0.000	0.000	7.875
2	Passus To India Master Fund Ltd	1919900	4.852	0.000	0.000	0.000	0.000	0.000	4.852
3	Dvoss Institutional Fund	1545000	3.904	0.000	0.000	0.000	0.000	0.000	3.904
4	Sharrow Asia Diversified Opportunities Fund	750000	1.895	0.000	0.000	0.000	0.000	0.000	1.895
5	Mercantile Ventures Ltd	465423	1.176	0.000	0.000	0.000	0.000	0.000	1.755
6	Lanun Diversified Fund	694423	1.755	0.000	0.000	0.000	0.000	0.000	1.125
7	Sharad Kanavald Shah	445000	1.125	0.000	0.000	0.000	0.000	0.000	1.095
	<b>TOTAL</b>	<b>9446003</b>	<b>23.871</b>	<b>0.000</b>	<b>0.000</b>	<b>0.000</b>	<b>0.000</b>	<b>0.000</b>	<b>22.502</b>

(I)(d) Statement showing holding of securities (including shares, warrants, convertible securities) of persons (together with PAC) belonging to the category, "Public" and holding more than 5% of the total number of shares of the Company

Sl. No.	Name(s) of the shareholder(s) and the persons Acting in Concert (PAC) with them	Number of Shares	Shares as a percentage of total number of shares [i.e. grand total (A)+(B)+(C) indicated in statement at para (I)(a) above]	Details of Warrants			Details of Convertible securities		Total shares (including underlying shares of warrants and convertible securities) as a % of diluted share capital
				Number of Warrants held	As a % of total number of warrants of the same class	Number of Convertible securities held	% w.r.t total number of convertible securities of the same class		
1	Twinshield Consultants Private Ltd	3148810	7.957	0.000	0.000	0.000	0.000	0.000	3148810
	<b>TOTAL</b>	<b>3148810</b>	<b>7.957</b>	<b>0.000</b>	<b>0.000</b>	<b>0.000</b>	<b>0.000</b>	<b>0.000</b>	<b>3148810</b>

(I) (d) Statement showing details of locked-in shares

Sl. No.	Name of the shareholder	Number of Shares	Shares as a percentage of total number of shares [i.e. grand total (A)+(B)+(C) indicated in statement at para (I)(a) above]
	Nil	Nil	Nil

(II) (a) Statement showing details of Depository Receipts (DRs)


Sl No.	Type of outstanding DR (ADRs, GDRs, SDRs, etc.)	Number of outstanding DRs	Number of Shares underlying outstanding DRs	Shares underlying outstanding DRs as a percentage of total number of shares [i.e. Grand Total (A)+(B)+(C) indicated in statement at para (I)(a) above]
	Nil	Nil	Nil	Nil

(II) (b) Statement showing holding of Depository Receipts (DRs) where underlying shares held by "Promoter/Promoter group" are in excess of 1% of the total number of shares

Sl No.	Name of the DR Holder	Type of outstanding DR (ADRs, GDRs, SDRs, etc.)	Number of shares underlying outstanding DRs	Shares underlying outstanding DRs as a percentage of total number of shares [i.e. Grand Total (A)+(B)+(C) indicated in statement at para (I)(a) above]
	Nil	Nil	Nil	Nil

(III) (a) Statement showing the voting pattern of the shareholders, if more than one class of shares/securities issued by the issuer

Not applicable



For Sicagen India Limited  
 G. Arunmozhi  
 Head Legal & Company Secretary

Date: 08.04.2015  
 Place: Chennai