



SHAREHOLDING PATTERN - AS PER CLAUSE 35 OF THE LISTING AGREEMENT

(I)(a) Statement showing Shareholding Pattern

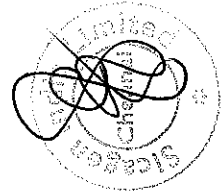
Name of the Company : Sicagen India Limited
 Scrip Code, Name of the Scrip, Class of Security : 533014, SICAGEN, Equity Shares
 As on : 30-06-2015

Partly paid-up shares	No. of Partly paid up shares	As a % of total no. of partly paid up shares	As a % of total no. of shares of the Company
Held by Promoter/Promoter group	Nil	Nil	Nil
Held by Public	Nil	Nil	Nil
Total	Nil	Nil	Nil
Outstanding convertible securities	No. of outstanding securities	As a % of total no. of outstanding convertible securities	As a % of total no. of shares of the Company, assuming full conversion of the convertible securities
Held by Promoter/Promoter group	Nil	Nil	Nil
Held by Public	Nil	Nil	Nil
Total	Nil	Nil	Nil
Warrants	No. of Warrants	As a % of total no. of Warrants	As a % of total no. of shares of the Company, assuming full conversion of Warrants
Held by Promoter/Promoter group	Nil	Nil	Nil
Held by Public	Nil	Nil	Nil
Total	Nil	Nil	Nil
Total paid up capital of the Company, assuming full conversion of warrants and convertible securities	39571684		





Category Code	Category of Shareholder	Number of Shareholders (III)	Total number of shares held (IV)	Number of shares held in demat form (V)	Total shareholding as a percentage of total number of shares (A+B+C)		Number of shares (VIII)	Shares pledged or otherwise encumbered (IX)=(VIII)/(IV)*100
					As % of (A+B) (VI)	As % of (A+B+C) (VII)		
(I)	(II)							
(A)	Shareholding of promoter and promoter group							
	(1) Indian							
	(a) Individuals / Hindu Undivided Family	3	616657	616657	1.583	1.583	Nil	Nil
	(b) Central Government / State Government(s)	0	0	0	0.000	0.000	Nil	Nil
	(c) Bodies Corporate	8	1276632	1276632	3.261	3.261	Nil	Nil
	(d) Financial Institutions / Banks	0	0	0	0.000	0.000	Nil	Nil
	(e) Any other	0	0	0	0.000	0.000	Nil	Nil
	Sub-Total (A)(1)	11	1893289	1893289	4.7845	4.7845	Nil	Nil
	(2) Foreign							
	Individuals (Non-Resident Individuals / Foreign Individuals)	3	48838	48838	0.1234	0.1234	Nil	Nil
	(b) Bodies Corporate	2	14676751	14676751	37.0890	37.0890	Nil	Nil
	(c) Institutions	0	0	0	0.000	0.000	Nil	Nil
	(d) Any other [specify]	0	0	0	0.000	0.000	Nil	Nil
	Sub-Total (A)(2)	5	14725589	14725589	37.2124	37.2124	Nil	Nil
	Total shareholding of Promoter and Promoter Group (A)=(A1)+(A2)	16	16618878	16618878	41.9969	41.9969	Nil	Nil
(B)	Public Shareholding							
	(1) Institutions							
	(a) Mutual Funds / UTI	4	1211	1111	0.0031	0.0031	NA	NA
	(b) Financial Institutions / Banks	16	171052	668	0.4323	0.4323	NA	NA
	(c) Central Government / State Government(s)	1	334	334	0.0008	0.0008	NA	NA
	(d) Venture Capital Funds	0	0	0	0.000	0.000	NA	NA
	(e) Insurance Companies	2	67770	67770	0.1713	0.1713	NA	NA
	(f) Foreign Institutional Investors	3	3364323	3364323	8.5018	8.5018	NA	NA
	(g) Foreign Venture Capital Investors	0	0	0	0.000	0.000	NA	NA
	(h) Qualified Foreign Investor							
	Any other: Foreign Portfolio Investor (Corporate)							
	Category II	1	1545000	1545000	3.904	3.904	NA	NA
	Sub-Total (B)(1)	27	5149590	4972206	13.0136	13.0136	NA	NA
(2)	Non-institutions							
	(a) Bodies Corporate	488	5191668	5130159	13.1197	13.1197	NA	NA
	(b) Individuals -							
	i. Individual shareholders holding nominal share capital upto Rs. 1 lakh	41636	7303225	6164198	18.4557	18.4557	NA	NA
	ii. Individual shareholders holding nominal share capital in excess of Rs. 1 lakh	126	4381817	4345709	11.0731	11.0731	NA	NA
	(c) Any other -							
	Trusts	3	2052	2052	0.0052	0.0052	NA	NA
	Clearing Members	39	49478	49478	0.1250	0.1250	NA	NA
	Non-Resident Indians	204	388029	382037	0.9806	0.9806	NA	NA
	Hindu Undivided Families	574	486847	486798	1.2303	1.2303	NA	NA
	Sub-Total (B)(2)	43070	17803116	16560451	44.9895	44.9895	NA	NA
	Total Public Shareholding (B) = (B)(1)+(B)(2)	43097	22952806	21539657	58.0031	58.0031	NA	NA
	TOTAL (A) + (B)	43113	39571684	38158335	100.0000	100.0000	NA	NA
(C)	Shares held by Custodians and against which Depository Receipts have been issued	0	0	0	NA	0.000	NA	NA
	(1) Promoter and Promoter Group	0	0	0	0.000	0.000	NA	NA
	(2) Public Shareholding	43113	39571684	38158335	100.0000	100.0000	NA	NA
	GRAND TOTAL (A)+(B)+(C)	43113	39571684	38158335	100.0000	100.0000	NA	NA



(1)(b) Statement showing holding of securities (including shares, warrants, convertible securities) of persons belonging to the category "Promoter and Promoter Group."

Sl. No.	Name of the shareholder	Details of shares held			Encumbered shares			Details of Warrants			Details of Convertible securities		Total shares (including underlying shares assuming full conversion of warrants and convertible securities) as a % of diluted share capital
		Number of shares held	As a % of grand total (A)+(B)+(C)	(IV)	Number of shares held	As a % of grand total (A)+(B)+(C) of sub clause (1)(a)	(VII)	Number of Warrants held	As a % of total number of warrants of the same class	(IX)	Number of Convertible securities held	% w.r.t total number of convertible securities of the same class	
	(i)	(II)	(III)	(IV)	(V)	(VI)	(VII)	(IX)	(X)	(XI)	(XII)	(XIII)	
1	Ranford Investments Ltd	7406649	18.7019	0.000	0	0.000	0.000	0.000	0.000	0.000	0.000	18.7019	
2	Dumolly Investments Ltd	7276102	18.3871	0.000	0	0.000	0.000	0.000	0.000	0.000	0.000	18.3871	
3	Southern Petrochemical Industries Corpn. Ltd	577681	1.4598	0.000	0	0.000	0.000	0.000	0.000	0.000	0.000	1.4598	
4	ACM Educational Foundation	572043	1.4456	0.000	0	0.000	0.000	0.000	0.000	0.000	0.000	1.4456	
5	A.C.Mulhiah	423700	1.0707	0.000	0	0.000	0.000	0.000	0.000	0.000	0.000	1.0707	
6	SPIC Group Comps. Employees Welfare Foundn.	16250	0.0411	0.000	0	0.000	0.000	0.000	0.000	0.000	0.000	0.0411	
7	SPIC Officers & Staff Welfare Foundn.	153658	0.3888	0.000	0	0.000	0.000	0.000	0.000	0.000	0.000	0.3888	
8	Mulhiah.A.C	50000	0.1264	0.000	0	0.000	0.000	0.000	0.000	0.000	0.000	0.1264	
9	Sea Logistics Ltd	44200	0.1117	0.000	0	0.000	0.000	0.000	0.000	0.000	0.000	0.1117	
10	The Express Carriers Ltd	28504	0.0720	0.000	0	0.000	0.000	0.000	0.000	0.000	0.000	0.0720	
11	Ashwin C Mulhiah	13334	0.0337	0.000	0	0.000	0.000	0.000	0.000	0.000	0.000	0.0337	
12	Ashwin C Mulhiah	39099	0.0988	0.000	0	0.000	0.000	0.000	0.000	0.000	0.000	0.0988	
13	A.C.Mulhiah	7600	0.0177	0.000	0	0.000	0.000	0.000	0.000	0.000	0.000	0.0177	
14	Valji Ashwin Mulhiah	199	0.0003	0.000	0	0.000	0.000	0.000	0.000	0.000	0.000	0.0003	
15	ACM Medical Foundation	99	0.0003	0.000	0	0.000	0.000	0.000	0.000	0.000	0.000	0.0003	
16	South India Travels Pvt. Ltd	16618678	41.9969	0.000	0	0.000	0.000	0.000	0.000	0.000	0.000	41.9969	
	TOTAL												

(1)(c)(i) Statement showing holding of securities (including shares, warrants, convertible securities) of persons belonging to the category "Public" and holding more than 1% of the total number of shares

Sl. No.	Name of the shareholder	Number of Shares	Shares as a percentage of total number of shares i.e. grand total (A)+(B)+(C) indicated in statement at para (1)(a) above	Details of Warrants			Details of Convertible securities		Total shares (including underlying shares assuming full conversion of warrants and convertible securities) as a % of diluted share capital
				Number of Warrants held	As a % of total warrants of the same class	Number of Convertible securities held	% w.r.t total number of convertible securities of the same class		
1	Twinshield Consultants Private Ltd	3148810	7.9572	0.000	0.000	0.000	0.000	7.9572	
2	Passage To India Master Fund Ltd	1919500	4.8517	0.000	0.000	0.000	0.000	4.8517	
3	Davos International Fund	1545600	3.9043	0.000	0.000	0.000	0.000	3.9043	
4	Sparrow Asia Diversified Opportunities Fund	750600	1.8953	0.000	0.000	0.000	0.000	1.8953	
5	Mercantile Ventures Limited	465423	1.1761	0.000	0.000	0.000	0.000	1.1761	
6	Leman Diversified Fund	694423	1.7548	0.000	0.000	0.000	0.000	1.7548	
7	Shardd Kanavaiat Shah	445000	1.1245	0.000	0.000	0.000	0.000	1.1245	
8	Mahendra Giridharilal	477437	1.2065	0.000	0.000	0.000	0.000	1.2065	
	TOTAL	9446003	23.8706	0.000	0.000	0.000	0.000	23.8706	

(1)(c)(ii) Statement showing holding of securities (including shares, warrants, convertible securities) of persons (together with PAC) belonging to the category "Public" and holding more than 5% of the total number of Shares of the Company

Sl. No.	Name(s) of the shareholder(s) and the persons Acting in Concert (PAC) with them	Number of Shares	Shares as a percentage of total number of shares i.e. grand total (A)+(B)+(C) indicated in statement at para (1)(a) above	Details of Warrants			Details of Convertible securities		Total shares (including underlying shares assuming full conversion of warrants and convertible securities) as a % of diluted share capital
				Number of Warrants held	As a % of total warrants of the same class	Number of Convertible securities held	% w.r.t total number of convertible securities of the same class		
1	Twinshield Consultants Private Ltd	3148810	7.9572	0.000	0.000	0.000	0.000	7.9572	
	TOTAL	3148810	7.9572	0.000	0.000	0.000	0.000	7.9572	

(I)(d) Statement showing details of locked-in shares

Sl. No.	Name of the shareholder	Number of Shares	Shares as a percentage of total number of shares [i.e. grand total (A)+(B)+(C) indicated in statement at para (I)(a) above]
	Nil	Nil	Nil

(II)(a) Statement showing details of Depository Receipts (DRs)

Sl No.	Type of outstanding DR (ADRs, GDRs, SDRs, etc.)	Number of outstanding DRs	Number of Shares underlying outstanding DRs	Shares underlying outstanding DRs as a percentage of total number of shares [i.e. Grand Total (A)+(B)+(C) indicated in statement at para (I)(a) above]
	Nil	Nil	Nil	Nil


(II)(b) Statement showing holding of Depository Receipts (DRs) where underlying shares held by "Promoter/Promoter group" are in excess of 1% of the total number of shares


Sl No.	Name of the DR Holder	Type of outstanding DR (ADRs, GDRs, SDRs, etc.)	Number of shares underlying outstanding DRs	Shares underlying outstanding DRs as a percentage of total number of shares [i.e. Grand Total (A)+(B)+(C) indicated in statement at para (I)(a) above]
	Nil	Nil	Nil	Nil

(III) (a) Statement showing the voting pattern of the shareholders, if more than one class of shares/securities issued by the issuer

Not applicable

Date: 15.07.2015
Place: Chennai



For Sicagen India Limited

 G. Arumozhi
 DGM Legal & Company Secretary