

**Sicagen India Limited**

 Regd Office : Adyar House, Chennai - 600085  
 Corporate Office : IV FLOOR, East Coast Centre,  
 534, Anna Salai, Teynampet, Chennai - 600018.

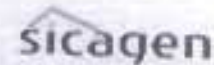

Unaudited Standalone Financial Results for the quarter and half-year ended September 30, 2012

Particulars	Quarter ended		
	30.09.12 (Unaudited)	30.06.12 (Unaudited)	30.09.11 (Unaudited)
<b>Income from operations</b>			
(a) Net sales/income from operations (Net of excise duty)	22723	22612	25052
(b) Other operating income	108	47	67
<b>Total income from operations (net)</b>	<b>22831</b>	<b>22659</b>	<b>25119</b>
<b>Expenses</b>			
(a) Cost of materials consumed	1092	925	1458
(b) Purchases of stock-in-trade	20029	20225	22925
(c) Changes in inventories of finished goods, work-in-progress and stock-in-trade	61	(125)	(914)
(d) Employee benefits expense	515	523	462
(e) Depreciation and amortisation expense	50	53	50
(f) Other expenses	581	511	495
<b>Total expenses</b>	<b>22328</b>	<b>22112</b>	<b>24476</b>
<b>Profit / (Loss) from operations before other income, finance costs and exceptional items</b>	<b>503</b>	<b>547</b>	<b>643</b>
Other income	227	15	176
<b>Profit / (Loss) from ordinary activities before finance costs and exceptional items</b>	<b>730</b>	<b>562</b>	<b>819</b>
Finance costs	286	275	174
<b>Profit / (Loss) from ordinary activities after finance costs but before exceptional items</b>	<b>444</b>	<b>287</b>	<b>645</b>
Exceptional items (Net)			
<b>Profit / (Loss) from ordinary activities before tax</b>	<b>444</b>	<b>287</b>	<b>645</b>
Tax expense	86	96	187
<b>Net Profit / (Loss) from ordinary activities after tax</b>	<b>358</b>	<b>191</b>	<b>458</b>
Extraordinary items			
<b>Net Profit / (Loss) for the period</b>	<b>358</b>	<b>191</b>	<b>458</b>
Paid-up equity share capital (Face Value of ₹ 10/- each)	3957	3957	3957
Reserve excluding Revaluation Reserves as per balance sheet of previous accounting year			
<b>Earnings per share (before exceptional items) (of ₹ 10/- each) (not annualised): Basic and Diluted</b>	<b>0.90</b>	<b>0.48</b>	<b>1.16</b>
<b>Earnings per share (after exceptional items) (of ₹ 10/- each) (not annualised): Basic and Diluted</b>	<b>0.90</b>	<b>0.48</b>	<b>1.16</b>



**Sicagen India Limited**

 Regd Office : Adyar House, Chennai - 600085  
 Corporate Office : IV FLOOR, East Coast Centre,  
 534, Anna Salai, Teynampet, Chennai - 600018.



 Unaudited Standalone Financial Results for the quarter and half-year ended September 30, 2012  
 (₹ In lakhs)


Particulars	Half year ended		Year ended
	30.09.12 (Unaudited)	30.09.11 (Unaudited)	31.03.12 (Audited)
<b>Income from operations</b>			
(a) Net sales/income from operations (Net of excise duty)	45335	48772	93725
(b) Other operating income	155	137	264
<b>Total income from operations (net)</b>	<b>45490</b>	<b>48909</b>	<b>93989</b>
<b>Expenses</b>			
(a) Cost of materials consumed	2017	2724	5156
(b) Purchases of stock-in-trade	40254	44237	84364
(c) Changes in inventories of finished goods, work-in-progress and stock-in-trade	(64)	(1235)	(2113)
(d) Employee benefits expense	1038	962	1834
(e) Depreciation and amortisation expense	103	98	206
(f) Other expenses	1092	933	1946
<b>Total expenses</b>	<b>44440</b>	<b>47719</b>	<b>91393</b>
<b>Profit / (Loss) from operations before other income, finance costs and exceptional items</b>	<b>1050</b>	<b>1190</b>	<b>2596</b>
Other income	242	191	323
<b>Profit / (Loss) from ordinary activities before finance costs and exceptional items</b>	<b>1292</b>	<b>1381</b>	<b>2919</b>
Finance costs	561	334	825
<b>Profit / (Loss) from ordinary activities after finance costs but before exceptional items</b>	<b>731</b>	<b>1047</b>	<b>2094</b>
Exceptional items (Net)			554
<b>Profit / (Loss) from ordinary activities before tax</b>	<b>731</b>	<b>1047</b>	<b>2648</b>
Tax expense	182	322	696
<b>Net Profit / (Loss) from ordinary activities after tax</b>	<b>549</b>	<b>725</b>	<b>1950</b>
Extraordinary items			
<b>Net Profit / (Loss) for the period</b>	<b>549</b>	<b>725</b>	<b>1950</b>
Paid-up equity share capital (Face Value of ₹ 10/- each)	3957	3957	3957
Reserve excluding Revaluation Reserves as per balance sheet of previous accounting year			34527
<b>Earnings per share (before exceptional items) (of ₹ 10/- each) (not annualised): Basic and Diluted</b>	<b>1.39</b>	<b>1.83</b>	<b>3.53</b>
<b>Earnings per share (after exceptional items) (of ₹ 10/- each) (not annualised): Basic and Diluted</b>	<b>1.39</b>	<b>1.83</b>	<b>4.93</b>





**Sicagen India Limited**

Regd Office : Adyar House, Chennai - 600085  
 Corporate Office : IV FLOOR, East Coast Centre,  
 534, Anna Salai, Teynampet, Chennai - 600018.



Standalone Segmentwise Revenue, Results and Capital Employed  
 for the quarter and half year ended September 30, 2012

S.No.	Particulars	Quarter ended		
		30.09.12 (Unaudited)	30.06.12 (Unaudited)	30.09.11 (Unaudited)
<b>A</b>	<b>SEGMENT REVENUE</b>			
	a) Trading	21886	21804	23710
	b) Manufacturing	946	855	1411
	<b>TOTAL</b>	<b>22832</b>	<b>22659</b>	<b>25121</b>
	Less: Inter Segment Sales	1	0	2
	<b>Net Income from Operations/Sales</b>	<b>22831</b>	<b>22659</b>	<b>25119</b>
<b>B</b>	<b>SEGMENT RESULTS</b>			
	a) Trading	700	677	834
	b) Manufacturing	56	64	230
	<b>TOTAL</b>	<b>756</b>	<b>741</b>	<b>864</b>
	Less :Interest	219	211	146
	Other Un-allocable Expenditure net of un-allocable Income	93	243	73
	<b>Total Profit before tax and Exceptional Items</b>	<b>444</b>	<b>287</b>	<b>645</b>
<b>C</b>	<b>CAPITAL EMPLOYED</b> (Segment Assets- Segment Liabilities)			
	a) Trading	11694	11372	10644
	b) Manufacturing	1632	1319	1827
	<b>Total</b>	<b>13326</b>	<b>12691</b>	<b>12471</b>
	Other un-allocable Corporate Assets less other un-allocable Corporate Liabilities	27197	27474	26738



**Sicagen India Limited**

Regd Office : Adyar House, Chennai - 600085  
 Corporate Office : IV FLOOR, East Coast Centre,  
 534, Anna Salai, Teynampet, Chennai - 600018.



Standalone Segmentwise Revenue, Results and Capital Employed  
 for the quarter and half year ended September 30, 2012

(₹ In lakhs)

S.No.	Particulars	Half year ended		Year ended
		30.09.12 (Unaudited)	30.09.11 (Unaudited)	31.03.12 (Audited)
A	<b>SEGMENT REVENUE</b>			
	a) Trading	43690	46175	88803
	b) Manufacturing	1801	2736	5191
	<b>TOTAL</b>	45491	48911	93994
	Less: Inter Segment Sales	1	2	5
	<b>Net Income from Operations/Sales</b>	45490	48909	93989
B	<b>SEGMENT RESULTS</b>			
	a) Trading	1377	1184	2450
	b) Manufacturing	120	411	759
	<b>TOTAL</b>	1497	1595	3209
	Less : Interest	430	282	634
	Other Un-allocable Expenditure net of un-allocable Income	338	266	481
	<b>Total Profit before tax and Exceptional Items</b>	731	1047	2094
C	<b>CAPITAL EMPLOYED</b> (Segment Assets - Segment Liabilities)			
	a) Trading	11694	10644	10946
	b) Manufacturing	1632	1827	1596
	<b>Total</b>	13326	12471	12542
	Other un-allocable Corporate Assets less other un-allocable Corporate Liabilities	27197	26738	27432






**Sicagen India Limited**

Regd Office : Adyar House, Chennai - 600085

Corporate Office : IV FLOOR, East Coast Centre,

534, Anna Salai, Teynampet, Chennai - 600018.



Select information for the quarter and half year ended September 30, 2012

	Particulars	Quarter ended		
		30.09.12 (Unaudited)	30.06.12 (Unaudited)	30.09.11 (Unaudited)
<b>A</b>	<b>PARTICULARS OF SHAREHOLDING</b>			
1	Public shareholding			
	- Number of shares	22487833	22487833	20552833
	- Percentage of shareholding	56.83	56.83	51.94
2	Promoters and Promoter Group Shareholding **			
	a) Pledged / Encumbered			
	- Number of shares	Nil	Nil	Nil
	- Percentage of shares (as a % of the total shareholding of promoter and promoter group)	Nil	Nil	Nil
	- Percentage of shares (as a % of the total share capital of the company)	Nil	Nil	Nil
	b) Non - encumbered			
	- Number of shares	17083851	17083851	19018851
	- Percentage of shares (as a % of the total shareholding of the Promoter and Promoter group)	100	100	100
	- Percentage of shares (as a % of the total share capital of the company)	43.17	43.17	48.06

	Particulars	Quarter ended September 30, 2012
<b>B</b>	<b>INVESTOR COMPLAINTS</b>	
	Pending at the beginning of the quarter	0
	Received during the quarter	4
	Disposed of during the quarter	4
	Remaining unresolved at the end of the quarter	0



## Sicagen India Limited

Regd Office : Adyar House, Chennai - 600085  
 Corporate Office : IV FLOOR, East Coast Centre,  
 534, Anna Salai, Teynampet, Chennai - 600018.

Select information for the quarter and half year ended September 30, 2012

(₹ in lakhs)

	Particulars	Half year ended		Year ended
		30.09.12 (Unaudited)	30.09.11 (Unaudited)	31.03.12 (Audited)
<b>A</b>	<b>PARTICULARS OF SHAREHOLDING</b>			
<b>1</b>	Public shareholding			
	- Number of shares	22487833	20552833	20932833
	- Percentage of shareholding	56.83	51.94	52.90
<b>2</b>	Promoters and Promoter Group Shareholding **			
	a) Pledged / Encumbered			
	- Number of shares	Nil	Nil	Nil
	- Percentage of shares (as a % of the total shareholding of promoter and promoter group)	Nil	Nil	Nil
	- Percentage of shares (as a % of the total share capital of the company)	Nil	Nil	Nil
	b) Non - encumbered			
	- Number of shares	17083851	19018851	18638851
	- Percentage of shares (as a % of the total shareholding of the Promoter and Promoter group)	100	100	100
	- Percentage of shares (as a % of the total share capital of the company)	43.17	48.06	47.10





## Sicagen India Limited

Regd Office : Adyar House, Chennai - 600085  
Corporate Office : IV FLOOR, East Coast Centre,  
534, Anna Salai, Teynampet, Chennai - 600018.



### Standalone Statement of Assets & Liabilities as at 30th September 2012

(₹ in lakhs)

Particulars	As at half year ended		As at year ended
	30.09.12 (Unaudited)	30.09.11 (Unaudited)	31.03.12 (Audited)
<b>EQUITY AND LIABILITIES</b>			
<b>Shareholders' Funds</b>			
Share Capital	3957	3957	3957
Reserves and Surplus	36566	35252	36017
	40523	39209	39974
<b>Non-Current Liabilities</b>			
Long-Term Borrowings	5507	2646	5125
Deferred Tax Liabilities (Net)	340	342	355
Other Long Term Liabilities	885	771	947
Long-Term Provisions	238	272	238
	6970	4031	6665
<b>Current Liabilities</b>			
Short-Term Borrowings	4349	3285	3916
Trade Payables	4298	4458	3225
Other Current Liabilities	3367	3589	2719
Short-Term Provisions	76	113	626
	12090	11445	10486
<b>TOTAL - EQUITY &amp; LIABILITIES</b>	<b>59583</b>	<b>54685</b>	<b>57125</b>
<b>ASSETS</b>			
<b>Non-Current Assets</b>			
Fixed Assets	3021	3523	3019
Non-Current Investments	13262	8767	13262
Long-Term Loans and Advances	17537	17501	17434
Other Non-Current Assets	1651	4158	1411
	35471	33949	35126
<b>Current Assets</b>			
Inventories	8615	7238	8420
Trade Receivables	9810	9767	8250
Cash and Cash Equivalents	2005	1601	2260
Short-Term Loans and Advances	3677	2130	3064
Other Current Assets	5		5
	24112	20736	21999
<b>TOTAL - ASSETS</b>	<b>59583</b>	<b>54685</b>	<b>57125</b>



## **Sicagen India Limited**

Regd Office : Adyar House, Chennai - 600085  
Corporate Office : IV FLOOR, East Coast Centre,  
534, Anna Salai, Teynampet, Chennai - 600018.




### **NOTES**

- 1 Clause 41 of the Listing agreement requires Companies to either publish standalone or consolidated financial results in the newspaper. The Company in compliance with this provision, has opted to publish the consolidated financial results. The standalone financial results will, however be made available to BSE and NSE and will also be posted on the Company's website [www.sicagen.com](http://www.sicagen.com).
- 2 The above results for the quarter ended 30.09.12 together with Limited Review by the auditors of the Company were reviewed by the Audit Committee and approved by the Board of Directors at its meeting held on 07.11.12
- 3 Segment Definition - Trading segment comprises of Building Materials, Vehicle Sales & Governor Services, Manufacturing segment relates to manufacture of Drums, Speciality Chemicals & Boat Building.
- 4 Provision for Tax includes Current Tax and Deferred Tax .
- 5 The current period figures in this statement have been reported in the format recommended as per SEBI circular dated 16th April 2012. The comparative figures have also been accordingly restated to conform to the current period presentation.

For and on behalf of the Board

Place : Chennai  
Date : 07.11.12



  
B. Narendran  
Chairman of the Board