

Standalone

Sicagen India Limited

Regd Office : Adyar House, Chennai - 600085

Corporate Office : IV FLOOR, Spic House

88, Mount Road, Guindy, Chennai - 600032



Unaudited Standalone Financial Results for the quarter and half-year ended September 30, 2013

(₹ in lakhs)

| Particulars | Quarter ended | | | Half year ended | | Year ended |
|---|-------------------------|-------------------------|-------------------------|-------------------------|-------------------------|-----------------------|
| | 30.09.13 (Unaudited) | 30.06.13 (Unaudited) | 30.09.12 (Unaudited) | 30.09.13 (Unaudited) | 30.09.12 (Unaudited) | 31.03.13 (Audited) |
| Income from operations | | | | | | |
| (a) Net sales/income from operations (Net of excise duty) | 17025 | 18742 | 22723 | 35767 | 45335 | 88165 |
| (b) Other operating income | 86 | 34 | 108 | 120 | 155 | 253 |
| Total income from operations (net) | 17111 | 18776 | 22831 | 35887 | 45490 | 88418 |
| Expenses | | | | | | |
| (a) Cost of materials consumed | 1433 | 1041 | 1092 | 2474 | 2017 | 4996 |
| (b) Purchases of stock-in-trade | 14166 | 16354 | 19993 | 30520 | 40218 | 75807 |
| (c) Changes in inventories of finished goods, work-in-progress and stock-in-trade | (43) | (266) | 97 | (309) | (28) | 418 |
| (d) Employee benefits expense | 593 | 615 | 515 | 1208 | 1038 | 2088 |
| (e) Depreciation and amortisation expense | 67 | 72 | 50 | 139 | 103 | 222 |
| (f) Other expenses | 626 | 588 | 581 | 1214 | 1092 | 2349 |
| Total expenses | 16842 | 18404 | 22328 | 35246 | 44440 | 85880 |
| Profit / (Loss) from operations before other income, finance costs and exceptional items | 269 | 372 | 503 | 641 | 1050 | 2538 |
| Other income | 30 | 9 | 227 | 39 | 242 | 802 |
| Profit / (Loss) from ordinary activities before finance costs and exceptional items | 299 | 381 | 730 | 680 | 1292 | 3340 |
| Finance costs | 251 | 264 | 285 | 515 | 561 | 1091 |
| Profit / (Loss) from ordinary activities after finance costs but before exceptional items | 48 | 117 | 445 | 165 | 731 | 2249 |
| Exceptional items (Net) | | | | | | (168) |
| Profit / (Loss) from ordinary activities before tax | 48 | 117 | 445 | 165 | 731 | 2081 |
| Tax expense | (45) | 54 | 86 | 9 | 182 | 751 |
| Net Profit / (Loss) from ordinary activities after tax | 93 | 63 | 359 | 156 | 549 | 1330 |
| Extraordinary items | | | | | | |
| Net Profit / (Loss) for the period | 93 | 63 | 359 | 156 | 549 | 1330 |
| Paid-up equity share capital (Face Value of ₹ 10/- each) | 3957 | 3957 | 3957 | 3957 | 3957 | 3957 |
| Reserve excluding Revaluation Reserves as per balance sheet of previous accounting year | | | | | | 36018 |
| Earnings per share (before exceptional items) (of ₹ 10/- each) (not annualised): | | | | | | |
| Basic and Diluted | 0.24 | 0.16 | 0.91 | 0.39 | 1.39 | 3.79 |
| Earnings per share (after exceptional items) (of ₹ 10/- each) (not annualised): | | | | | | |
| Basic and Diluted | 0.24 | 0.16 | 0.91 | 0.39 | 1.39 | 3.36 |

Standalone

Sicagen India Limited

Regd Office : Adyar House, Chennai - 600085

Corporate Office : IV FLOOR, Spic House


88, Mount Road, Guindy, Chennai - 600032



**Standalone Segmentwise Revenue, Results and Capital Employed
for the quarter and half year ended September 30, 2013**

(₹ in lakhs)

| S.No. | Particulars | Quarter ended | | | Half year ended | | Year ended |
|----------|---|-------------------------|-------------------------|-------------------------|-------------------------|-------------------------|-----------------------|
| | | 30.09.13 (Unaudited) | 30.06.13 (Unaudited) | 30.09.12 (Unaudited) | 30.09.13 (Unaudited) | 30.09.12 (Unaudited) | 31.03.13 (Audited) |
| A | SEGMENT REVENUE | | | | | | |
| | a) Trading | 15817 | 17991 | 21886 | 33808 | 43690 | 83018 |
| | b) Manufacturing | 1298 | 785 | 946 | 2083 | 1801 | 5405 |
| | TOTAL | 17115 | 18776 | 22832 | 35891 | 45491 | 88423 |
| | Less: Inter Segment Sales | 4 | 0 | 1 | 4 | 1 | 5 |
| | Net Income from Operations/Sales | 17111 | 18776 | 22831 | 35887 | 45490 | 88418 |
| B | SEGMENT RESULTS | | | | | | |
| | a) Trading | 401 | 581 | 700 | 982 | 1377 | 2488 |
| | b) Manufacturing | 180 | 32 | 56 | 212 | 120 | 1103 |
| | TOTAL | 581 | 613 | 756 | 1194 | 1497 | 3591 |
| | Less :Interest | 242 | 251 | 167 | 493 | 430 | 840 |
| | Other Un-allocable Expenditure net of un-allocable Income | 291 | 245 | 145 | 536 | 336 | 502 |
| | Total Profit before tax and Exceptional Items | 48 | 117 | 444 | 165 | 731 | 2249 |
| C | CAPITAL EMPLOYED (Segment Assets- Segment Liabilities) | | | | | | |
| | a) Trading | 12015 | 11963 | 11694 | 12015 | 11694 | 10567 |
| | b) Manufacturing | 2020 | 1917 | 1632 | 2020 | 1632 | 2063 |
| | Total | 14035 | 13880 | 13326 | 14035 | 13326 | 12630 |
| | Other un-allocable Corporate Assets less other un-allocable Corporate Liabilities | 26964 | 27026 | 27197 | 26964 | 27197 | 28215 |



Sicagen India Limited

Regd Office : Adyar House, Chennai - 600085

Corporate Office : IV FLOOR, Spic House


88, Mount Road, Guindy, Chennai - 600032



Standalone Statement of Assets & Liabilities as at 30th September 2013

(₹ in lakhs)

| Particulars | As at half year ended | | As at year ended |
|---|-------------------------|-------------------------|-----------------------|
| | 30.09.13 (Unaudited) | 30.09.12 (Unaudited) | 31.03.13 (Audited) |
| EQUITY AND LIABILITIES | | | |
| Shareholders' Funds | | | |
| Share Capital | 3957 | 3957 | 3957 |
| Reserves and Surplus | 37042 | 36566 | 36886 |
| | 40999 | 40523 | 40843 |
| Non-Current Liabilities | | | |
| Long-Term Borrowings | 1488 | 1878 | 1625 |
| Deferred Tax Liabilities (Net) | 498 | 340 | 556 |
| Other Long Term Liabilities | 629 | 972 | 622 |
| Long-Term Provisions | 3087 | 2544 | 2335 |
| | 5702 | 5734 | 5138 |
| Current Liabilities | | | |
| Short-Term Borrowings | 7069 | 7865 | 8331 |
| Trade Payables | 4419 | 4203 | 4176 |
| Other Current Liabilities | 1381 | 3487 | 1712 |
| Short-Term Provisions | 195 | 259 | 1377 |
| | 13064 | 15814 | 15596 |
| TOTAL - EQUITY & LIABILITIES | 59765 | 62071 | 61577 |
| ASSETS | | | |
| Non-Current Assets | | | |
| Fixed Assets | 3420 | 3020 | 3352 |
| Non-Current Investments | 13498 | 13262 | 13498 |
| Long-Term Loans and Advance | 16636 | 17515 | 16564 |
| Other Non-Current Assets | 2850 | 1651 | 1335 |
| | 36404 | 35448 | 34749 |
| Current Assets | | | |
| Inventories | 8551 | 8616 | 9365 |
| Trade Receivables | 9277 | 9810 | 9870 |
| Cash and Cash Equivalents | 498 | 2006 | 2829 |
| Short-Term Loans and Advance | 5035 | 6186 | 4763 |
| Other Current Assets | 0 | 5 | 1 |
| | 23361 | 26623 | 26828 |
| TOTAL - ASSETS | 59765 | 62071 | 61577 |



Standalone

Sicagen India Limited

Regd Office : Adyar House, Chennai - 600085
 Corporate Office : IV FLOOR, Spic House
 88, Mount Road, Guindy, Chennai - 600032




Select information for the quarter and half year ended September 30, 2013

(₹ in lakhs)

| Particulars | Quarter ended | | | Half year ended | | Year ended |
|--|-------------------------|-------------------------|-------------------------|-------------------------|-------------------------|-----------------------|
| | 30.09.13 (Unaudited) | 30.06.13 (Unaudited) | 30.09.12 (Unaudited) | 30.09.13 (Unaudited) | 30.09.12 (Unaudited) | 31.03.13 (Audited) |
| A PARTICULARS OF SHAREHOLDING | | | | | | |
| 1 Public shareholding | | | | | | |
| - Number of shares | 22487833 | 22487833 | 22487833 | 22487833 | 22487833 | 22487833 |
| - Percentage of shareholding | 56.83 | 56.83 | 56.83 | 56.83 | 56.83 | 56.83 |
| 2 Promoters and Promoter Group Shareholding ** | | | | | | |
| a) Pledged / Encumbered | | | | | | |
| - Number of shares | Nil | Nil | Nil | Nil | Nil | Nil |
| - Percentage of shares (as a % of the total shareholding of promoter and promoter group) | Nil | Nil | Nil | Nil | Nil | Nil |
| - Percentage of shares (as a % of the total share capital of the company) | Nil | Nil | Nil | Nil | Nil | Nil |
| b) Non - encumbered | | | | | | |
| - Number of shares | 17083851 | 17083851 | 17083851 | 17083851 | 17083851 | 17083851 |
| - Percentage of shares (as a % of the total shareholding of the Promoter and Promoter group) | 100 | 100 | 100 | 100 | 100 | 100 |
| - Percentage of shares (as a % of the total share capital of the company) | 43.17 | 43.17 | 43.17 | 43.17 | 43.17 | 43.17 |

| Particulars | Quarter ended September 30, 2013 |
|--|----------------------------------|
| B INVESTOR COMPLAINTS | |
| Pending at the beginning of the quarter | 2 |
| Received during the quarter | 1 |
| Disposed of during the quarter | 2 |
| Remaining unresolved at the end of the quarter | 1 |



STANDALONE

Sicagen India Limited

Regd Office : Adyar House, Chennai - 600085

Corporate Office : IV FLOOR, Spic House

88, Mount Road, Guindy, Chennai - 600032




NOTES

1. Clause 41 of the Listing agreement requires Companies to either publish standalone or consolidated financial results in the newspaper. The Company in compliance with this provision, has opted to publish the consolidated financial results. The standalone financial results will, however be made available to BSE and NSE and will also be posted on the Company's website www.sicagen.com.
2. The above results for the quarter and half year ended 30.09.13 together with Limited Review by the auditors of the Company were reviewed by the Audit Committee and approved by the Board of Directors at its meeting held on 28.10.13
3. Segment Definition - Trading segment comprises of Building Materials, Vehicle Sales & Governor Services, Manufacturing segment relates to manufacture of Drums, Speciality Chemicals & Boat Building.
4. Provision for Tax includes Current Tax and Deferred Tax.
5. The current period figures in this statement have been reported in the format recommended as per SEBI circular dated 16th April 2012. The comparative figures have also been accordingly restated to conform to the current period presentation.

For and on behalf of the Board

Devidas Mali
COO & Whole Time Director

Place : Chennai
Date : 28.10.13



Sicagen India Limited

Regd Office : Adyar House, Chennai - 600085

Corporate Office : IV FLOOR, Spic House

88, Mount Road, Guindy, Chennai - 600032



Unaudited Consolidated Financial Results for the quarter and half-year ended September 30, 2013

(₹ in lakhs)

| Particulars | Quarter ended | | | Half year ended | | Year ended |
|---|-------------------------|-------------------------|-------------------------|-------------------------|-------------------------|-----------------------|
| | 30.09.13 (Unaudited) | 30.06.13 (Unaudited) | 30.09.12 (Unaudited) | 30.09.13 (Unaudited) | 30.09.12 (Unaudited) | 31.03.13 (Audited) |
| Income from operations | | | | | | |
| (a) Net sales/income from operations (Net of excise duty) | 21142 | 22932 | 26281 | 44074 | 52203 | 102489 |
| (b) Other operating income | 86 | 34 | 108 | 120 | 155 | 259 |
| Total income from operations (net) | 21228 | 22966 | 26389 | 44194 | 52358 | 102748 |
| Expenses | | | | | | |
| (a) Cost of materials consumed | 5148 | 4424 | 3769 | 9572 | 7664 | 16673 |
| (b) Purchases of stock-in-trade | 14166 | 16354 | 19994 | 30520 | 40219 | 75807 |
| (c) Changes in inventories of finished goods, work-in-progress and stock-in-trade | (370) | (155) | 325 | (525) | (108) | 492 |
| (d) Employee benefits expense | 819 | 824 | 726 | 1643 | 1403 | 2994 |
| (e) Depreciation and amortisation expense | 120 | 120 | 100 | 240 | 201 | 424 |
| (f) Other expenses | 974 | 890 | 850 | 1864 | 1648 | 3398 |
| Total expenses | 20857 | 22457 | 25764 | 43314 | 51027 | 99788 |
| Profit / (Loss) from operations before other income, finance costs and exceptional items | 371 | 509 | 625 | 880 | 1331 | 2960 |
| Other income | 40 | 16 | 250 | 56 | 266 | 850 |
| Profit / (Loss) from ordinary activities before finance costs and exceptional items | 411 | 525 | 875 | 936 | 1597 | 3810 |
| Finance costs | 252 | 268 | 288 | 520 | 565 | 1101 |
| Profit / (Loss) from ordinary activities after finance costs but before exceptional items | 159 | 257 | 587 | 416 | 1032 | 2709 |
| Exceptional items (Net) | | | | | | (126) |
| Profit / (Loss) from ordinary activities before tax | 159 | 257 | 587 | 416 | 1032 | 2583 |
| Tax expense | (41) | 78 | 101 | 37 | 224 | 796 |
| Net Profit / (Loss) from ordinary activities after tax | 200 | 179 | 486 | 379 | 808 | 1787 |
| Extraordinary items | | | | | | |
| Net Profit / (Loss) for the period | 200 | 179 | 486 | 379 | 808 | 1787 |
| Paid-up equity share capital (Face Value of Rs 10/- each) | 3957 | 3957 | 3957 | 3957 | 3957 | 3957 |
| Reserve excluding Revaluation Reserves as per balance sheet of previous accounting year | | | | | | 35459 |
| Earnings per share (before exceptional items) (of ₹ 10/- each) (not annualised): | | | | | | |
| Basic and Diluted | 0.51 | 0.45 | 1.23 | 0.96 | 2.04 | 4.82 |
| Earnings per share (after exceptional items) (of ₹ 10/- each) (not annualised): | | | | | | |
| Basic and Diluted | 0.51 | 0.45 | 1.23 | 0.96 | 2.04 | 4.51 |



Consolidated

Sicagen India Limited

Regd Office : Adyar House, Chennai - 600085

Corporate Office : IV FLOOR, Spic House

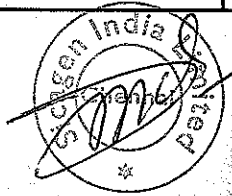
88, Mount Road, Guindy, Chennai - 600032



Consolidated Segmentwise Revenue, Results and Capital Employed
for the quarter and half year ended September 30, 2013

(₹ in lakhs)

| S.No. | Particulars | Quarter ended | | | Half year ended | | Year ended |
|----------|---|-------------------------|-------------------------|-------------------------|-------------------------|-------------------------|-----------------------|
| | | 30.09.13 (Unaudited) | 30.06.13 (Unaudited) | 30.09.12 (Unaudited) | 30.09.13 (Unaudited) | 30.09.12 (Unaudited) | 31.03.13 (Audited) |
| A | SEGMENT REVENUE | | | | | | |
| | a) Trading | 15817 | 17991 | 21886 | 33808 | 43690 | 83018 |
| | b) Manufacturing | 5415 | 4975 | 4504 | 10390 | 8669 | 19735 |
| | TOTAL | 21232 | 22966 | 26390 | 44198 | 52359 | 102753 |
| | Less: Inter Segment Sales | 4 | 0 | 1 | 4 | 1 | 5 |
| | Net Income from Operations/Sales | 21228 | 22966 | 26389 | 44194 | 52358 | 102748 |
| B | SEGMENT RESULTS | | | | | | |
| | a) Trading | 401 | 581 | 647 | 982 | 1377 | 2488 |
| | b) Manufacturing | 295 | 172 | 202 | 467 | 425 | 1550 |
| | TOTAL | 696 | 753 | 849 | 1449 | 1802 | 4038 |
| | Less :Interest | 242 | 251 | 167 | 493 | 431 | 841 |
| | Other Un-allocable Expenditure net of un-allocable Income | 295 | 245 | 95 | 540 | 339 | 488 |
| | Total Profit before tax and Exceptional Items | 159 | 257 | 587 | 416 | 1032 | 2709 |
| C | CAPITAL EMPLOYED (Segment Assets- Segment Liabilities) | | | | | | |
| | a) Trading | 12015 | 11963 | 11694 | 12015 | 11694 | 10567 |
| | b) Manufacturing | 7624 | 6817 | 5543 | 7624 | 5543 | 6218 |
| | Total | 19639 | 18780 | 17237 | 19639 | 17237 | 16785 |
| | Other un-allocable Corporate Assets less other un-allocable Corporate Liabilities | 28023 | 28088 | 28201 | 28023 | 28201 | 29277 |



Sicagen India Limited

Regd Office : Adyar House, Chennai - 600085

Corporate Office : IV FLOOR, Spic House


88, Mount Road, Guindy, Chennai - 600032



Consolidated Statement of Assets & Liabilities as at 30th September 2013

(₹ in lakhs)

| Particulars | As at half year ended | | As at year ended |
|---|-------------------------|-------------------------|-----------------------|
| | 30.09.13 (Unaudited) | 30.09.12 (Unaudited) | 31.03.13 (Audited) |
| EQUITY AND LIABILITIES | | | |
| Shareholders' Funds | | | |
| Share Capital | 3957 | 3957 | 3957 |
| Reserves and Surplus | 43705 | 41482 | 42105 |
| | 47662 | 45439 | 46062 |
| Non-Current Liabilities | | | |
| Long-Term Borrowings | 1488 | 1878 | 1625 |
| Deferred Tax Liabilities (Net) | 580 | 424 | 628 |
| Other Long Term Liabilities | 639 | 1003 | 655 |
| Long-Term Provisions | 3087 | 2543 | 2335 |
| | 5794 | 5848 | 5243 |
| Current Liabilities | | | |
| Short-Term Borrowings | 7070 | 7864 | 8331 |
| Trade Payables | 4894 | 4732 | 4555 |
| Other Current Liabilities | 1692 | 3742 | 1907 |
| Short-Term Provisions | 253 | 335 | 1432 |
| | 13909 | 16673 | 16225 |
| TOTAL - EQUITY & LIABILITIES | 67365 | 67960 | 67530 |
| ASSETS | | | |
| Non-Current Assets | | | |
| Fixed Assets | 6549 | 5825 | 6161 |
| Non-Current Investments | 10031 | 9799 | 10031 |
| Long-Term Loans and Advance | 15063 | 15905 | 15008 |
| Other Non-Current Assets | 4392 | 3207 | 2877 |
| | 36035 | 34736 | 34077 |
| Current Assets | | | |
| Inventories | 11744 | 11313 | 11936 |
| Trade Receivables | 12528 | 12905 | 12416 |
| Cash and Cash Equivalents | 1793 | 2737 | 4209 |
| Short-Term Loans and Advance | 5265 | 6264 | 4891 |
| Other Current Assets | 0 | 5 | 1 |
| | 31330 | 33224 | 33453 |
| TOTAL - ASSETS | 67365 | 67960 | 67530 |



Consolidated

Sicagen India Limited

Regd Office : Adyar House, Chennai - 600085
 Corporate Office : IV FLOOR, Spic House
 88, Mount Road, Guindy, Chennai - 600032




Select information for the quarter and half year ended September 30, 2013

(₹ In lakhs)

| Particulars | Quarter ended | | | Half year ended | | Year ended |
|--|-------------------------|-------------------------|-------------------------|-------------------------|-------------------------|-----------------------|
| | 30.09.13 (Unaudited) | 30.06.13 (Unaudited) | 30.09.12 (Unaudited) | 30.09.13 (Unaudited) | 30.09.12 (Unaudited) | 31.03.13 (Audited) |
| A PARTICULARS OF SHAREHOLDING | | | | | | |
| 1 Public shareholding | | | | | | |
| - Number of shares | 22487833 | 22487833 | 22487833 | 22487833 | 22487833 | 22487833 |
| - Percentage of shareholding | 56.83 | 56.83 | 56.83 | 56.83 | 56.83 | 56.83 |
| 2 Promoters and Promoter Group Shareholding ** | | | | | | |
| a) Pledged / Encumbered | | | | | | |
| - Number of shares | Nil | Nil | Nil | Nil | Nil | Nil |
| - Percentage of shares (as a % of the total shareholding of promoter and promoter group) | Nil | Nil | Nil | Nil | Nil | Nil |
| - Percentage of shares (as a % of the total share capital of the company) | Nil | Nil | Nil | Nil | Nil | Nil |
| b) Non - encumbered | | | | | | |
| - Number of shares | 17083851 | 17083851 | 17083851 | 17083851 | 17083851 | 17083851 |
| - Percentage of shares (as a % of the total shareholding of the Promoter and Promoter group) | 100 | 100 | 100 | 100 | 100 | 100 |
| - Percentage of shares (as a % of the total share capital of the company) | 43.17 | 43.17 | 43.17 | 43.17 | 43.17 | 43.17 |

| Particulars | Quarter ended September |
|--|-------------------------|
| B INVESTOR COMPLAINTS | |
| Pending at the beginning of the quarter | 2 |
| Received during the quarter | 1 |
| Disposed of during the quarter | 2 |
| Remaining unresolved at the end of the quarter | 1 |



CONSOLIDATED

Sicagen India Limited

Regd Office : Adyar House, Chennai - 600085

Corporate Office : IV FLOOR, Spic House

88, Mount Road, Guindy, Chennai - 600032



NOTES

1. Clause 41 of the Listing agreement requires Companies to either publish standalone or consolidated financial results in the newspaper. The Company in compliance with this provision, has opted to publish the consolidated financial results. The standalone financial results will, however be made available to BSE and NSE and will also be posted on the Company's website www.sicagen.com.
2. The above results for the quarter and half year ended 30.09.13 together with Limited Review by the auditors of the Company were reviewed by the Audit Committee and approved by the Board of Directors at its meeting held on 28.10.13
3. Segment Definition - Trading segment comprises of Building Materials, Vehicle Sales & Governor Services, Manufacturing segment relates to manufacture of Drums, Speciality Chemicals, Boat Building & Cables.
4. Provision for Tax includes Current Tax and Deferred Tax.
5. The current period figures in this statement have been reported in the format recommended as per SEBI circular dated 16th April 2012. The comparative figures have also been accordingly restated to conform to the current period presentation.

For and on behalf of the Board

A handwritten signature in black ink, appearing to read "Devidas Mali".

Devidas Mali
COO & Whole Time Director

Place : Chennai
Date : 28.10.13

