

Standalone

REVISED COPY

Sicagen India Limited

Regd Office : Adyar House, Chennai - 600085

Corporate Office : IV FLOOR, Spic House

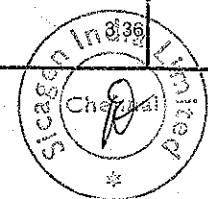
88, Mount Road, Guindy, Chennai - 600032



Standalone Audited Financial Results for the quarter and year ended MARCH 31, 2013

(₹ in lakhs)

Particulars	Quarter ended			Year ended	
	31.03.13 (Audited)	31.12.12 (Unaudited)	31.03.12 (Audited)	31.03.13 (Audited)	31.03.12 (Audited)
Income from operations					
(a) Net sales/income from operations (Net of excise duty)	22118	20712	24783	88165	93725
(b) Other operating income	56	42	78	253	264
Total income from operations (net)	22174	20754	24861	88418	93989
Expenses					
(a) Cost of materials consumed	1559	1420	1197	4996	5156
(b) Purchases of stock-in-trade	18536	17017	22631	75807	84364
(c) Changes in inventories of finished goods, work-in-progress and stock-in-trade	76	406	(900)	418	(2113)
(d) Employee benefits expense	530	520	459	2088	1834
(e) Depreciation and amortisation expense	65	54	61	222	206
(f) Other expenses	673	584	527	2349	1946
Total expenses	21439	20001	23975	85880	91393
Profit / (Loss) from operations before other income, finance costs and exceptional items	735	753	886	2538	2596
Other income	371	189	(195)	802	323
Profit / (Loss) from ordinary activities before finance costs and exceptional items	1106	942	691	3340	2919
Finance costs	265	265	281	1091	825
Profit / (Loss) from ordinary activities after finance costs but before exceptional items	841	677	410	2249	2094
Exceptional items (Net)	(168)	0	94	(168)	554
Profit / (Loss) from ordinary activities before tax	673	677	504	2081	2648
Tax expense	387	182	201	751	698
Net Profit / (Loss) from ordinary activities after tax	286	495	303	1330	1950
Net Profit / (Loss) for the period	286	495	303	1330	1950
Paid-up equity share capital (Face Value of ₹ 10/- each)				3957	3957
Reserve excluding Revaluation Reserves as per balance sheet of previous accounting year				36017	34527
Earnings per share (before exceptional items) (of ₹ 10/- each) (not annualised): Basic and Diluted				3.79	3.53
Earnings per share (after exceptional items) (of ₹ 10/- each) (not annualised): Basic and Diluted					4.93



Standalone

Sicagen India Limited

REVISED COPY

Regd Office : Adyar House, Chennai - 600085
Corporate Office : IV FLOOR, Spic House
88, Mount Road, Guindy, Chennai - 600032




Select information for the quarter and year ended MARCH 31, 2013

(₹ in lakhs)

	Particulars	Quarter ended			Year ended	
		31.03.13 (Audited)	31.12.12 (Unaudited)	31.03.12 (Audited)	31.03.13 (Audited)	31.03.12 (Audited)
A	PARTICULARS OF SHAREHOLDING					
1	Public shareholding					
	- Number of shares	22487833	22487833	20932833	22487833	20932833
	- Percentage of shareholding	56.83	56.83	52.90	56.83	52.90
2	Promoters and Promoter Group Shareholding					
	a) Pledged / Encumbered					
	- Number of shares	Nil	Nil	Nil	Nil	Nil
	- Percentage of shares (as a % of the total shareholding of promoter and promoter group)	Nil	Nil	Nil	Nil	Nil
	- Percentage of shares (as a % of the total share capital of the company)	Nil	Nil	Nil	Nil	Nil
	b) Non - encumbered					
	- Number of shares	17083851	17083851	18638851	17083851	18638851
	- Percentage of shares (as a % of the total shareholding of the Promoter and Promoter group)	100	100	100	100	100
	- Percentage of shares (as a % of the total share capital of the company)	43.17	43.17	47.10	43.17	47.10

	Particulars	Quarter ended March 31, 2013
B	INVESTOR COMPLAINTS	
	Pending at the beginning of the quarter	Nil
	Received during the quarter	2
	Disposed of during the quarter	1
	Remaining unresolved at the end of the quarter	1



Standalone

REVISED COPY

Sicagen India Limited

Regd Office : Adyar House, Chennai - 600085

Corporate Office : IV FLOOR, Spic House

88, Mount Road, Guindy, Chennai - 600032



Standalone Segmentwise Revenue, Results and Capital Employed
for the Quarter/Year ended March 31, 2013

(₹ in lakhs)

S.No.	Particulars	Quarter ended			Year ended	
		31.03.13 (Audited)	31.12.12 (Unaudited)	31.03.12 (Audited)	31.03.13 (Audited)	31.03.12 (Audited)
A	SEGMENT REVENUE					
	a) Trading	20269	19059	23695	83018	88803
	b) Manufacturing	1909	1695	1169	5405	5191
	TOTAL	22178	20754	24864	88423	93994
	Less: Inter Segment Sales	4	0	3	5	5
	Net Income from Operations/Sales	22174	20754	24861	88418	93989
B	SEGMENT RESULTS					
	a) Trading	540	571	752	2488	2450
	b) Manufacturing	527	456	139	1103	759
	TOTAL	1067	1027	891	3591	3209
	Less : Interest	198	212	188	840	634
	Other Un-allocable Expenditure net of un-allocable Income	28	138	293	502	481
	Total Profit before tax and Exceptional Items	841	677	410	2249	2094
C	CAPITAL EMPLOYED (Segment Assets- Segment Liabilities)					
	a) Trading				10567	10946
	b) Manufacturing				2063	1596
	Total				12630	12542
	Other un-allocable Corporate Assets less other un-allocable Corporate Liabilities				28213	27432



Standalone

REVISED COPY

Sicagen India Limited

Regd Office : Adyar House, Chennai - 600085


Corporate Office : IV FLOOR, Spic House

88, Mount Road, Guindy, Chennai - 600032

**Standalone Statement of Assets & Liabilities**

(₹ in lakhs)

Particulars	Year ended	
	31.03.13 (Audited)	31.03.12 (Audited)
EQUITY AND LIABILITIES		
Shareholders' funds		
Share capital	3957	3957
Reserves and surplus	36886	36017
	40843	39974
Non-current liabilities		
Long-term borrowings	1625	1878
Deferred tax liabilities (net)	556	355
Other long-term liabilities	622	947
Long-term provisions	2335	1739
	5138	4919
Current liabilities		
Short-term borrowings	8331	7163
Trade payables	4176	3225
Other current liabilities	1712	2719
Short-term provisions	1377	1415
	15596	14522
TOTAL	61577	59415
ASSETS		
Non-current assets		
Fixed assets	3352	3019
Non-current investments	13498	13262
Deferred tax assets (net)		
Long-term loans and advances	16564	17434
Other non-current assets	1335	1411
	34749	35126
Current assets		
Inventories	9365	8420
Trade receivables	9870	8250
Cash and cash equivalents	2829	2260
Short-term loans and advances	4763	5354
Other current assets	1	5
	26828	24289
TOTAL	61577	59415



STANDALONE

REVISED COPY

Sicagen India Limited

Regd Office : Adyar House, Chennai - 600085

Corporate Office : IV FLOOR, Spic House

88, Mount Road, Guindy, Chennai - 600032




NOTES

1. Clause 41 of the Listing agreement requires Companies to either publish standalone or consolidated financial results in the newspaper. The Company in compliance with this provision, has opted to publish the consolidated financial results. The standalone financial results will, however be made available to BSE and NSE and will also be posted on the Company's website www.sicagen.com.
2. The above audited results of the Company were reviewed by the Audit Committee and approved by the Board of Directors at its meeting held on 08.05.13.
3. Segment Definition - Trading segment comprises of Building Materials, Vehicle Sales & Governor Services, Manufacturing segment relates to manufacture of Drums, Speciality Chemicals & Boat Building.
4. The Board of Directors have recommended a dividend of Re. 1/- per equity share of Rs. 10/- each for the financial year 2012-13 subject to the approval of shareholders in the ensuing Annual General Meeting.
5. Provision for Tax includes Current Tax and Deferred Tax .
6. Figures for the previous periods have been regrouped, reclassified and rearranged wherever necessary.

For and on behalf of the Board

Place : Chennai
Date : 08.05.13



Devidas Mali
COO & Whole Time Director

Sicagen India Limited

Regd Office : Adyar House, Chennai - 600085

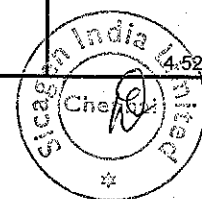
Corporate Office : IV FLOOR, Spic House

88, Mount Road, Guindy, Chennai - 600032

**Consolidated Audited Financial Results for the quarter and year ended MARCH 31, 2013**

(₹ in lakhs)

Particulars	Quarter ended			Year ended	
	31.03.13 (Audited)	31.12.12 (Unaudited)	31.03.12 (Audited)	31.03.13 (Audited)	31.03.12 (Audited)
Income from operations					
(a) Net sales/income from operations (Net of excise duty)	25864	24422	27657	102489	105567
(b) Other operating income	62	42	78	259	264
Total income from operations (net)	25926	24464	27735	102748	105831
Expenses					
(a) Cost of materials consumed	4757	4252	3245	16673	14748
(b) Purchases of stock-in-trade	18536	17017	22630	75807	84363
(c) Changes in inventories of finished goods, work-in-progress and stock-in-trade	15	620	(660)	492	(2010)
(d) Employee benefits expense	842	749	663	2994	2480
(e) Depreciation and amortisation expense	118	105	112	424	394
(f) Other expenses	876	874	307	3398	2737
Total expenses	25144	23617	26297	99788	102712
Profit / (Loss) from operations before other income, finance costs and exceptional items	782	847	1438	2960	3119
Other income	367	217	(195)	850	400
Profit / (Loss) from ordinary activities before finance costs and exceptional items	1149	1064	1243	3810	3519
Finance costs	268	268	647	1101	1199
Profit / (Loss) from ordinary activities after finance costs but before exceptional items	881	796	596	2709	2320
Exceptional items (Net)	(109)	(17)	94	(126)	554
Profit / (Loss) from ordinary activities before tax	772	779	690	2583	2874
Tax expense	364	208	287	796	822
Net Profit / (Loss) from ordinary activities after tax	408	571	403	1787	2052
Extraordinary items					
Net Profit / (Loss) for the period	408	571	403	1787	2052
Paid-up equity share capital (Face Value of Rs 10/- each)				3957	3957
Reserve excluding Revaluation Reserves as per balance sheet of previous accounting year				40165	35459
Earnings per share (before exceptional items) (of ₹ 10/- each) (not annualised):					
Basic and Diluted				4.83	3.79
Earnings per share (after exceptional items) (of ₹ 10/- each) (not annualised):					
Basic and Diluted					5.19



Consolidated

Sicagen India Limited

REVISED COPY

Regd Office : Adyar House, Chennai - 600085

Corporate Office : IV FLOOR, Spic House

88, Mount Road, Guindy, Chennai - 600032




Select information for the quarter and year ended MARCH 31, 2013

(₹ in lakhs)

	Particulars	Quarter ended			Year ended	
		31.03.13 (Audited)	31.12.12 (Unaudited)	31.03.12 (Audited)	31.03.13 (Audited)	31.03.12 (Audited)
A	PARTICULARS OF SHAREHOLDING					
1.	Public shareholding					
	- Number of shares	22487833	22487833	20932833	22487833	20932833
	- Percentage of shareholding	56.83	56.83	52.90	56.83	52.90
2.	Promoters and Promoter Group Shareholding **					
	a) Pledged / Encumbered					
	- Number of shares	Nil	Nil	Nil	Nil	Nil
	- Percentage of shares (as a % of the total shareholding of promoter and promoter group)	Nil	Nil	Nil	Nil	Nil
	- Percentage of shares (as a % of the total share capital of the company)	Nil	Nil	Nil	Nil	Nil
	b) Non - encumbered					
	- Number of shares	17083851	17083851	18638851	17083851	18638851
	- Percentage of shares (as a % of the total shareholding of the Promoter and Promoter group)	100	100	100	100	100
	- Percentage of shares (as a % of the total share capital of the company)	43.17	43.17	47.10	43.17	47.10

	Particulars	Quarter ended March 31, 2013
B	INVESTOR COMPLAINTS	
	Pending at the beginning of the quarter	Nil
	Received during the quarter	2
	Disposed of during the quarter	1
	Remaining unresolved at the end of the quarter	1



Consolidated

REVISED COPY

Sicagen India Limited

Regd Office : Adyar House, Chennai - 600085

Corporate Office : IV FLOOR, Spic House

88, Mount Road, Guindy, Chennai - 600032



Consolidated Segmentwise Revenue, Results and Capital Employed
for the Quarter/Year ended March 31, 2013

(₹ in lakhs)

S.No.	Particulars	Quarter ended			Year ended	
		31.03.13 (Audited)	31.12.12 (Unaudited)	31.03.12 (Audited)	31.03.13 (Audited)	31.03.12 (Audited)
A	SEGMENT REVENUE					
	a) Trading	20269	19059	23695	83018	88803
	b) Manufacturing	5661	5405	4043	19735	17033
	TOTAL	25930	24464	27738	102753	105836
	Less: Inter Segment Sales	4	0	3	5	5
	Net Income from Operations/Sales	25926	24464	27735	102748	105831
B	SEGMENT RESULTS					
	a) Trading	515	596	678	2488	2450
	b) Manufacturing	578	547	689	1550	1278
	TOTAL	1093	1143	1367	4038	3728
	Less :Interest	198	212	555	841	1001
	Other Un-allocable Expenditure net of un-allocable income	14	135	216	488	407
	Total Profit before tax and Exceptional Items	881	796	596	2709	2320
C	CAPITAL EMPLOYED (Segment Assets- Segment Liabilities)					
	a) Trading				10567	10946
	b) Manufacturing				6218	4737
	Total				16785	15683
	Other un-allocable Corporate Assets less other un-allocable Corporate Liabilities				29277	28439



Consolidated

REVISED COPY

Sicagen India Limited

Regd Office : Adyar House, Chennai - 600085


Corporate Office : IV FLOOR, Spic House

88, Mount Road, Guindy, Chennai - 600032

**Consolidated Statement of Assets & Liabilities**

(₹ in lakhs)

Particulars	Year ended	
	31.03.13 (Audited)	31.03.12 (Audited)
EQUITY AND LIABILITIES		
Shareholders' funds		
Share capital	3957	3957
Reserves and surplus	42105	40165
	46062	44122
Non-current liabilities		
Long-term borrowings	1625	1878
Deferred tax liabilities (net)	628	434
Other long-term liabilities	655	978
Long-term provisions	2335	1739
	5243	5029
Current liabilities		
Short-term borrowings	8331	7163
Trade payables	4555	3642
Other current liabilities	1907	2879
Short-term provisions	1432	1506
	16225	15190
TOTAL	67530	64341
ASSETS		
Non-current assets		
Fixed assets	6161	5739
Non-current investments	10031	9799
Deferred tax assets (net)		
Long-term loans and advances	15008	15846
Other non-current assets	2877	2970
	34077	34354
Current assets		
Inventories	11936	10875
Trade receivables	12416	10282
Cash and cash equivalents	4209	3409
Short-term loans and advances	4891	5416
Other current assets	1	5
	33453	29987
TOTAL	67530	64341



CONSOLIDATED

REVISED COPY

Sicagen India Limited

Regd Office : Adyar House, Chennai - 600085

Corporate Office : IV FLOOR, Spic House

88, Mount Road, Guindy, Chennai - 600032

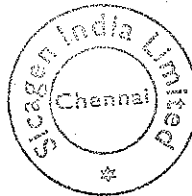


NOTES

1. Clause 41 of the Listing agreement requires Companies to either publish standalone or consolidated financial results in the newspaper. The Company in compliance with this provision, has opted to publish the consolidated financial results. The standalone financial results will, however be made available to BSE and NSE and will also be posted on the Company's website www.sicagen.com.
2. The above audited results of the Company were reviewed by the Audit Committee and approved by the Board of Directors at its meeting held on 08.05.13
3. Segment Definition - Trading segment comprises of Building Materials, Vehicle Sales & Governor Services, Manufacturing segment relates to manufacture of Drums, Speciality Chemicals, Boat Building & Cables.
4. The Board of Directors have recommended a dividend of Re.1/- per equity share of Rs.10/- each for the financial year 2012-13 subject to the approval of shareholders in the ensuing Annual General Meeting.
5. Provision for Tax includes Current Tax and Deferred Tax .
6. Figures for the previous periods have been regrouped, reclassified and rearranged wherever necessary.

For and on behalf of the Board

**Place : Chennai
Date : 08.05.13**



A handwritten signature in black ink, appearing to read "Devidas Mali".

**Devidas Mali
COO & Whole Time Director**