


SHAREHOLDING PATTERN - AS PER CLAUSE 35 OF THE LISTING AGREEMENT


(I)(a) Statement showing Shareholding Pattern

Name of the Company : Sicagen India Limited
 Scrip Code, Name of the Scrip, Class of Security : 533014, SICAGEN, Equity Shares
 As on : 30-09-2014

Partly paid-up shares	No. of Partly paid-up shares	As a % of total no. of partly paid up shares	As a % of total no. of shares of the Company
Held by Promoter/Promoter group	Nil	Nil	Nil
Held by Public	Nil	Nil	Nil
Total	Nil	Nil	Nil
Outstanding convertible securities	No. of outstanding securities	As a % of total no. of outstanding convertible securities	As a % of total no. of shares of the Company, assuming full conversion of the convertible securities
Held by Promoter/Promoter group	Nil	Nil	Nil
Held by Public	Nil	Nil	Nil
Total	Nil	Nil	Nil
Warrants	No. of Warrants	As a % of total no. of Warrants	As a % of total no. of shares of the Company, assuming full conversion of Warrants
Held by Promoter/Promoter group	Nil	Nil	Nil
Held by Public	Nil	Nil	Nil
Total	Nil	Nil	Nil
Total paid up capital of the Company, assuming full conversion of warrants and convertible securities	39571684		



Category Code	Category of Shareholder	Number of Shareholders (II)	Total number of shares held (IV)	Number of shares held in demat form (V)	Total shareholding as a percentage of total number of shares		Shares pledged or otherwise encumbered	
					As % of (A+B) (VI)	As % of (A+B+C) (VII)	Number of shares (VIII)	As a percentage (IX)=(VIII)/(A+B+C)*100
(A)	Shareholding of promoter and promoter group							
(1)	Indian							
(a)	Individuals/Hindu Undivided Family	3	616657	616657	1.583	1.583	Nil	Nil
(b)	Central Government/State Government(s)	0	0	0	0.000	0.000	Nil	Nil
(c)	Bodies Corporate	8	1276632	1276632	3.2261	3.2261	Nil	Nil
(d)	Financial Institutions/Banks	0	0	0	0.000	0.000	Nil	Nil
(e)	Any other	0	0	0	0.000	0.000	Nil	Nil
	Sub-Total (A)(1)	11	1893289	1893289	4.7845	4.7845	Nil	Nil
(2)	Foreign							
(a)	Individuals (Non-Resident Individuals / Foreign Individuals)	3	48838	48838	0.1234	0.1234	Nil	Nil
(b)	Bodies Corporate	2	1467675	1467675	37.0890	37.0890	Nil	Nil
(c)	Institutions	0	0	0	0.000	0.000	Nil	Nil
(d)	Any other [specify]	0	0	0	0.000	0.000	Nil	Nil
	Sub-Total (A)(2)	5	1472589	1472589	37.2124	37.2124	Nil	Nil
	Total shareholding of Promoter and Promoter Group (A)=(A)(1)+(A)(2)	16	1661887	1661887	41.9969	41.9969	Nil	Nil
(B)	Public Shareholding							
(1)	Institutions							
(a)	Mutual Funds / UTI	5	1411	131	0.0036	0.0036	NA	NA
(b)	Financial Institutions / Banks	16	171052	658	0.4323	0.4323	NA	NA
(c)	Central Government / State Government(s)	1	334	334	0.0008	0.0008	NA	NA
(d)	Venture Capital Funds	0	0	0	0.000	0.000	NA	NA
(e)	Insurance Companies	2	6770	6770	0.1713	0.1713	NA	NA
(f)	Foreign Institutional Investors	4	490923	490923	12.4061	12.4061	NA	NA
(g)	Foreign Venture Capital Investors	0	0	0	0.000	0.000	NA	NA
(h)	Any other	0	0	0	0.000	0.000	NA	NA
	Sub-Total (B)(1)	28	514990	497940	13.0141	13.0141	NA	NA
(2)	Non-institutions							
(a)	Bodies Corporate	517	5222754	5161245	13.1982	13.1982	NA	NA
(b)	Individuals -							
i.	Individual shareholders holding nominal share capital upto Rs. 1 lakh	41862	7265170	5108587	18.3595	18.3595	NA	NA
ii.	Individual shareholders holding nominal share capital in excess of Rs. 1 lakh	129	4374094	4337986	11.0536	11.0536	NA	NA
(c)	Any other							
	Sub-Total (B)(2)	42091	11639264	10445573	29.4131	29.4131	NA	NA
	Total Public Shareholding (B) = (B)(1)+(B)(2)	70119	12159254	10945513	31.4272	31.4272	NA	NA
	TOTAL (A) + (B)	87	18778143	18078402	100.0000	100.0000	NA	NA
(C)	Shares held by Custodians and against which Depository Receipts have been issued	0	0	0	0.000	0.000	NA	NA
(1)	Promoter and Promoter Group	0	0	0	0.000	0.000	NA	NA
(2)	Public Shareholding	87	18778143	18078402	100.0000	100.0000	NA	NA
	GRAND TOTAL (A)+(B)+(C)	87	18778143	18078402	100.0000	100.0000	NA	NA



(1)(b) Statement showing holding of securities (including shares, warrants, convertible securities) of persons belonging to the category "Promoter and Promoter Group"


Sl. No.	Name of the shareholder	Details of shares held			Encumbered shares			Details of Warrants			Details of Convertible securities		Total shares (including underlying shares of warrants and convertible securities) as a % of diluted share capital
		Number of shares held	As a % of grand total (A)+(B)+(C)	Number of shares held	As a % of grand total (A)+(B)+(C) of sub clause (1)(a)	Number of Warrants held	As a % of total number of warrants of the same class	Number of Convertible securities held	% w.r.t total number of convertible securities of the same class	Number of Convertible securities held	% w.r.t total number of convertible securities of the same class		
(i)	(ii)	(iii)	(iv)	(v)	(vi)	(vii)	(viii)	(ix)	(x)	(xi)	(xii)	(xiii)	
1	Ranford Investments Ltd	7406849	18.7019	0	0.000	0.000	0.000	0.000	0.000	0.000	0.000	18.7019	
2	Dambold Investments Ltd	7276102	18.3871	0	0.000	0.000	0.000	0.000	0.000	0.000	0.000	18.3871	
3	Southern Petrochemical Industries Corpn. Ltd	577681	1.4598	0	0.000	0.000	0.000	0.000	0.000	0.000	0.000	1.4598	
4	ACM Educational Foundation	572043	1.4456	0	0.000	0.000	0.000	0.000	0.000	0.000	0.000	1.4456	
5	A. C. Muthiah	423709	1.0707	0	0.000	0.000	0.000	0.000	0.000	0.000	0.000	1.0707	
6	SPIC Group Comps. Employees Welfare Foundn.	16250	0.0411	0	0.000	0.000	0.000	0.000	0.000	0.000	0.000	0.0411	
7	SPIC Officers & Staff Welfare Foundn.	16250	0.0411	0	0.000	0.000	0.000	0.000	0.000	0.000	0.000	0.0411	
8	Muthiah A.C	153858	0.3888	0	0.000	0.000	0.000	0.000	0.000	0.000	0.000	0.3888	
9	Sisal Logistics Ltd	50000	0.1264	0	0.000	0.000	0.000	0.000	0.000	0.000	0.000	0.1264	
10	The Express Carriers Ltd	44200	0.1117	0	0.000	0.000	0.000	0.000	0.000	0.000	0.000	0.1117	
11	Ashwin C Muthiah	28504	0.0720	0	0.000	0.000	0.000	0.000	0.000	0.000	0.000	0.0720	
12	Ashwin C Muthiah	13334	0.0337	0	0.000	0.000	0.000	0.000	0.000	0.000	0.000	0.0337	
13	A. C. Muthiah	39099	0.0988	0	0.000	0.000	0.000	0.000	0.000	0.000	0.000	0.0988	
14	Vall Ashwin Muthiah	7000	0.0177	0	0.000	0.000	0.000	0.000	0.000	0.000	0.000	0.0177	
15	ACM Medical Foundation	109	0.0003	0	0.000	0.000	0.000	0.000	0.000	0.000	0.000	0.0003	
16	South India Travels Pvt. Ltd	99	0.0003	0	0.000	0.000	0.000	0.000	0.000	0.000	0.000	0.0003	
	TOTAL	16618878	41.9969	0	0.000	0.000	0.000	0.000	0.000	0.000	0.000	41.9969	

(1)(c)(i) Statement showing holding of securities (including shares, warrants, convertible securities) of persons belonging to the category "Public" and holding more than 1% of the total number of shares

Sl. No.	Name of the shareholder	Number of Shares	Shares as a percentage of total number of shares (i.e. grand total (A)+(B)+(C) indicated in statement at para (1)(a) above)	Details of Warrants			Details of Convertible securities		Total shares (including underlying shares of warrants and convertible securities) as a % of diluted share capital
				Number of Warrants held	As a % of total number of warrants of the same class	Number of Convertible securities held	% w.r.t total number of convertible securities of the same class		
1	Twinshield Consultants Private Ltd	3148810	7.9572	0.000	0.000	0.000	0.000	7.9572	
2	Passage To India Master Fund Ltd	1919900	4.8517	0.000	0.000	0.000	0.000	4.8517	
3	Davos International Fund	1545000	3.9043	0.000	0.000	0.000	0.000	3.9043	
4	Sparrow Asia Diversified Opportunities Fund	750000	1.8953	0.000	0.000	0.000	0.000	1.8953	
5	Mercantile Ventures Limited	465423	1.1761	0.000	0.000	0.000	0.000	1.1761	
6	Leman Diversified Fund	694423	1.7548	0.000	0.000	0.000	0.000	1.7548	
7	Shreed Kanayal Singh	445000	1.1245	0.000	0.000	0.000	0.000	1.1245	
8	Mahendra Giridharini	477487	1.2065	0.000	0.000	0.000	0.000	1.2065	
	TOTAL	9446063	23.8706	0.000	0.000	0.000	0.000	23.8706	

(1)(c)(ii) Statement showing holding of securities (including shares, warrants, convertible securities) of persons (together with PAC) belonging to the category "Public" and holding more than 5% of the total number of shares of the Company

Sl. No.	Name(s) of the shareholder(s) and the persons Acting in Concert (PAC) with them	Number of Shares	Shares as a percentage of total number of shares (i.e. grand total (A)+(B)+(C) indicated in statement at para (1)(a) above)	Details of Warrants			Details of Convertible securities		Total shares (including underlying shares of warrants and convertible securities) as a % of diluted share capital
				Number of Warrants held	As a % of total number of warrants of the same class	Number of Convertible securities held	% w.r.t total number of convertible securities of the same class		
1	Twinshield Consultants Private Ltd	3148810	7.9572	0.000	0.000	0.000	0.000	7.9572	
	TOTAL	3148810	7.9572	0.000	0.000	0.000	0.000	7.9572	



(I)(d) Statement showing details of locked-in shares

Sl. No.	Name of the shareholder	Number of Shares	Shares as a percentage of total number of shares [i.e. grand total (A)+(B)+(C) indicated in statement at para (I)(a) above]
	Nil	Nil	Nil

(II)(a) Statement showing details of Depository Receipts (DRs)

Sl. No.	Type of outstanding DR (ADRs, GDRs, SDRs, etc.)	Number of outstanding DRs	Number of Shares underlying outstanding DRs	Shares underlying outstanding DRs as a percentage of total number of shares [i.e. Grand Total (A)+(B)+(C) indicated in statement at para (I)(a) above]
	Nil	Nil	Nil	Nil


(II)(b) Statement showing holding of Depository Receipts (DRs) where underlying shares held by "Promoter/Promoter group" are in excess of 1% of the total number of shares

Sl. No.	Name of the DR Holder	Type of outstanding DR (ADRs, GDRs, etc.)	Number of shares underlying outstanding DRs	Shares underlying outstanding DRs as a percentage of total number of shares [i.e. Grand Total (A)+(B)+(C) indicated in statement at para (I)(a) above]
	Nil	Nil	Nil	Nil

(III)(a) Statement showing the voting pattern of the shareholders, if more than one class of shares/securities issued by the issuer

Not applicable

Date: 10.10.2014
Place: Chennai

For Sicagen India Limited

 G. Arumozhi
 Head Legal & Company Secretary

