


SHAREHOLDING PATTERN - AS PER CLAUSE 35 OF THE LISTING AGREEMENT


(I)(a) Statement showing Shareholding Pattern

Name of the Company : Sicagen India Limited
 Scrip Code, Name of the Scrip, Class of Security : 533014, SICAGEN, Equity Shares
 As on : 30-06-2013

Partly paid-up shares	No. of Partly paid up shares	As a % of total no. of partly paid up shares	As a % of total no. of shares of the Company
Held by Promoter/Promoter group	Nil	Nil	Nil
Held by Public	Nil	Nil	Nil
Total	Nil	Nil	Nil
Outstanding convertible securities	No. of outstanding securities	As a % of total no. of outstanding convertible securities	As a % of total no. of shares of the Company, assuming full conversion of the convertible securities
Held by Promoter/Promoter group	Nil	Nil	Nil
Held by Public	Nil	Nil	Nil
Total	Nil	Nil	Nil
Warrants	No. of Warrants	As a % of total no. of Warrants	As a % of total no. of shares of the Company, assuming full conversion of Warrants
Held by Promoter/Promoter group	Nil	Nil	Nil
Held by Public	Nil	Nil	Nil
Total	Nil	Nil	Nil
Total paid up capital of the Company, assuming full conversion of warrants and convertible securities	39571684		



Category Code	Category of Shareholder	Number of Shareholders	Total number of shares held	Number of shares held in demat form	Total shareholding as a percentage of total number of shares		Number of shares otherwise encumbered	As a percentage (IX)=(VIII)/(IV)*100
					As % of (A+B) (VI)	As % of (A+B+C) (VII)		
(I)	Shareholding of promoter and promoter group	(III)	(IV)	(V)	(VI)	(VII)	(VIII)	(IX)
(A)	Indian							
	(a) Individuals / Hindu Undivided Family	4	616657	616657	1.583	1.583	Nil	Nil
	(b) Central Government / State Government(s)	0	0	0	0.000	0.000	Nil	Nil
	(c) Bodies Corporate	8	1741605	1741605	4.401	4.401	Nil	Nil
	(d) Financial Institutions / Banks	0	0	0	0.000	0.000	Nil	Nil
	(e) Any other	0	0	0	0.000	0.000	Nil	Nil
	Sub-Total (A)(1)	12	2358262	2358262	5.995	5.995	Nil	Nil
(2)	Foreign							
	Individuals (Non-Resident Individuals / Foreign							
	(a) Individuals	3	48838	48838	0.1234	0.1234	Nil	Nil
	(b) Bodies Corporate	2	14676751	14676751	37.0890	37.0890	Nil	Nil
	(c) Institutions	0	0	0	0.000	0.000	Nil	Nil
	(d) Any other [Specify]	0	0	0	0.000	0.000	Nil	Nil
	Sub-Total (A)(2)	5	14725589	14725589	37.2124	37.2124	Nil	Nil
	Total shareholding of Promoter and Promoter Group (A)+(A)(1)+(A)(2)	17	17083851	17083851	43.1719	43.1719	Nil	Nil
(B)	Public Shareholding							
(1)	Institutions							
	(a) Mutual Funds / UTI	5	1411	1311	0.0036	0.0036	NA	NA
	(b) Financial Institutions / Banks	16	171052	668	0.4323	0.4323	--	--
	(c) Central Government / State Government(s)	1	334	334	0.0008	0.0008	--	--
	(d) Venture Capital Funds	0	0	0	0.000	0.000	--	--
	(e) Insurance Companies	2	67770	67770	0.1713	0.1713	--	--
	(f) Foreign Institutional Investors	4	4909323	4909323	12.4062	12.4062	--	--
	(g) Foreign Venture Capital Investors	0	0	0	0.000	0.000	--	--
	(h) Any other	0	0	0	0.000	0.000	--	--
	Sub-Total (B)(1)	28	5149890	4979406	13.0141	13.0141	NA	NA
(2)	Non-institutions							
	(a) Bodies Corporate	519	4797589	4703430	12.1238	12.1238	NA	NA
	(b) Individuals							
	i. Individual shareholders holding nominal share capital upto Rs. 1 lakh	42631	7327743	6142613	18.5176	18.5176	--	--
	ii. Individual shareholders holding nominal share capital in excess of Rs. 1 lakh	131	4141401	4105293	10.4656	10.4656	--	--
	(c) Any other -							
	Trusts	2	2051	2051	0.0052	0.0052	--	--
	Clearing Members	21	12177	12177	0.0308	0.0308	--	--
	Non-Resident Indians	251	604830	598831	1.5284	1.5284	--	--
	Hindu Undivided Families	538	452152	452124	1.1426	1.1426	--	--
	Sub-Total (B)(2)	44141	17337943	16016519	43.8140	43.8140	--	--
	Total Public Shareholding (B) = (B)(1)+(B)(2)	44158	2248783	2095925	56.8281	56.8281	NA	NA
	TOTAL (A) + (B)	44158	39571684	38079776	100.000	100.000	--	--
(C)	Shares held by Custodians and against which Depository Receipts have been issued	0	0	0	NA	0.000	NA	NA
(1)	Promoter and Promoter Group	0	0	0	0.000	0.000	--	--
(2)	Public Shareholding	44158	39571684	38079776	NA	100.000	--	--
	GRAND TOTAL (A)+(B)+(C)	44158	39571684	38079776	NA	100.000	--	--



(D)(b) Statement showing holding of securities (including shares, warrants, convertible securities) of persons belonging to the category "Promoter and Promoter Group"


Sl. No.	Name of the shareholder	Details of shares held		Encumbered shares		Details of Warrants		Details of Convertible securities		Total shares (including underlying shares assuming full conversion of warrants and convertible securities) as a % of diluted share capital	
		Number of shares held	As a % of grand total (A)+(B)+(C)	Number of shares held	As a %	Number of Warrants held	As a % of grand total (A)+(B)+(C) of sub class (I)(a)	Number of Warrants held	As a % of total number of warrants of the same class		Number of Convertible securities held
(I)	(II)	(III)	(IV)	(V)	(VI)=(V)/(III)*100	(VII)	(VIII)	(IX)	(X)	(XI)	(XII)
1	Randol Investments Ltd	7400649	18.7019	0	0.000	0.000	0.000	0.000	0.000	0.000	18.7019
2	Damny Investments Ltd	7276102	18.3871	0	0.000	0.000	0.000	0.000	0.000	0.000	18.3871
3	Southern Petrochemical Industries Corpn. Ltd	577681	1.4598	0	0.000	0.000	0.000	0.000	0.000	0.000	1.4598
4	ACM Educational Foundation	572043	1.4456	0	0.000	0.000	0.000	0.000	0.000	0.000	1.4456
5	A.C. Madhah (HUF) I	423700	1.0707	0	0.000	0.000	0.000	0.000	0.000	0.000	1.0707
6	SPIC Group Comp. Employees Welfare Foundn.	289038	0.7304	0	0.000	0.000	0.000	0.000	0.000	0.000	0.7304
7	SPIC Officers & Staff Welfare Foundn.	208435	0.5267	0	0.000	0.000	0.000	0.000	0.000	0.000	0.5267
8	A.C. Madhah	153858	0.3888	0	0.000	0.000	0.000	0.000	0.000	0.000	0.3888
9	Steel Logistics Ltd	50000	0.1264	0	0.000	0.000	0.000	0.000	0.000	0.000	0.1264
10	The Express Carriers Ltd	44200	0.1117	0	0.000	0.000	0.000	0.000	0.000	0.000	0.1117
11	Ashwin C Madhah	28504	0.0720	0	0.000	0.000	0.000	0.000	0.000	0.000	0.0720
12	Ashwin C Madhah	13334	0.0337	0	0.000	0.000	0.000	0.000	0.000	0.000	0.0337
13	Derahi Madhah	22499	0.0569	0	0.000	0.000	0.000	0.000	0.000	0.000	0.0569
14	A.C. Madhah (HUF) II	16600	0.0419	0	0.000	0.000	0.000	0.000	0.000	0.000	0.0419
15	Vallu Ashwin Madhah	7000	0.0177	0	0.000	0.000	0.000	0.000	0.000	0.000	0.0177
16	ACM Medical Foundation	109	0.0003	0	0.000	0.000	0.000	0.000	0.000	0.000	0.0003
17	South India Travels Pvt. Ltd	99	0.0003	0	0.000	0.000	0.000	0.000	0.000	0.000	0.0003
	TOTAL	17083851	43.1719	0	0.000	0.000	0.000	0.000	0.000	0.000	43.1719

(D)(c) Statement showing holding of securities (including shares, warrants, convertible securities) of persons belonging to the category "Public" and holding more than 1% of the total number of shares

Sl. No.	Name of the shareholder	Number of Shares	Shares as a percentage of total number of shares (i.e. grand total (A)+(B)+(C) indicated in statement at para (I)(a) above)	Details of Warrants		Details of Convertible securities		Total shares (including underlying shares assuming full conversion of warrants and convertible securities) as a % of diluted share capital
				Number of Warrants held	As a % of total number of warrants of the same class	Number of Convertible securities held	% w.r.t. total number of convertible securities of the same class	
1	Twinshield Consultants Private Ltd	3116310	7.8751	0.000	0.000	0.000	0.000	7.8751
2	Passer To India Master Fund Ltd	1919900	4.8517	0.000	0.000	0.000	0.000	4.8517
3	Drevo International Fund	1545000	3.9043	0.000	0.000	0.000	0.000	3.9043
4	Jupiter South Asia Inv. Co Ltd A/c Jupiter South Asia Inv. Co. Ltd	750000	1.8953	0.000	0.000	0.000	0.000	1.8953
5	Leman Diversified Fund	694423	1.7548	0.000	0.000	0.000	0.000	1.7548
6	Shard Kanwarlal Shah	445000	1.1245	0.000	0.000	0.000	0.000	1.1245
7	Indepetra Gridworld	444638	1.1236	0.000	0.000	0.000	0.000	1.1236
	TOTAL	8915271	22.5294	0.000	0.000	0.000	0.000	22.5294

(D)(d) Statement showing holding of securities (including shares, warrants, convertible securities) of persons (together with PAC) belonging to the category "Public" and holding more than 5% of the total number of shares of the Company

Sl. No.	Name(s) of the shareholder(s) and the persons Acting in Concert (PAC) with them	Number of Shares	Shares as a percentage of total number of shares (i.e. grand total (A)+(B)+(C) indicated in statement at para (I)(a) above)	Details of Warrants		Details of Convertible securities		Total shares (including underlying shares assuming full conversion of warrants and convertible securities) as a % of diluted share capital
				Number of Warrants held	As a % of total number of warrants of the same class	Number of Convertible securities held	% w.r.t. total number of convertible securities of the same class	
1	Twinshield Consultants Private Ltd	3116310	7.8751	0.000	0.000	0.000	0.000	7.8751
	TOTAL	3116310	7.8751	0.000	0.000	0.000	0.000	7.8751



(I) (a) Statement showing details of locked-in shares

Sl. No.	Name of the shareholder	Number of Shares	Shares as a percentage of total number of shares [i.e. grand total (A)+(B)+(C) indicated in statement at para (I)(a) above]
	Nil	Nil	Nil

(I)(a) Statement showing details of Depository Receipts (DRs)

Sl. No.	Type of outstanding DR (ADRs, GDRs, SDRs, etc.)	Number of outstanding DRs	Number of Shares underlying outstanding DRs	Shares underlying outstanding DRs as a percentage of total number of shares [i.e. Grand Total (A)+(B)+(C) indicated in statement at para (I)(a) above]
	Nil	Nil	Nil	Nil

(I)(b) Statement showing holding of Depository Receipts (DRs) where underlying shares held by "Promoter/Promoter group" are in excess of 1% of the total number of shares

Sl. No.	Name of the DR Holder	Type of outstanding DR (ADRs, GDRs, SDRs, etc.)	Number of shares underlying outstanding DRs	Shares underlying outstanding DRs as a percentage of total number of shares [i.e. Grand Total (A)+(B)+(C) indicated in statement at para (I)(a) above]
	Nil	Nil	Nil	Nil

(III) (a) Statement showing the voting pattern of the shareholders, if more than one class of shares/securities issued by the issuer

Not applicable

Date: 11.07.2013
Place: Chennai

For Sieagen India Limited
G. Arummozhi
Head Legal & Company Secretary

