



SHAREHOLDING PATTERN - AS PER CLAUSE 35 OF THE LISTING AGREEMENT

(I)(a) Statement showing Shareholding Pattern

Name of the Company : Sicagen India Limited
 Scrip Code, Name of the Scrip, Class of Security : 533014, SICAGEN, Equity Shares
 As on : 30-06-2014

Partly paid-up shares	No. of Partly paid up shares	As a % of total no. of partly paid up shares	As a % of total no. of shares of the Company
Held by Promoter/Promoter group	Nil	Nil	Nil
Held by Public	Nil	Nil	Nil
Total	Nil	Nil	Nil
Outstanding convertible securities	No. of outstanding securities	As a % of total no. of outstanding convertible securities	As a % of total no. of shares of the Company, assuming full conversion of the convertible securities
Held by Promoter/Promoter group	Nil	Nil	Nil
Held by Public	Nil	Nil	Nil
Total	Nil	Nil	Nil
Warrants	No. of Warrants	As a % of total no. of Warrants	As a % of total no. of shares of the Company, assuming full conversion of Warrants
Held by Promoter/Promoter group	Nil	Nil	Nil
Held by Public	Nil	Nil	Nil
Total	Nil	Nil	Nil
Total paid up capital of the Company, assuming full conversion of warrants and convertible securities	39571684		





Category Code	Category of Shareholder	Number of Shareholders	Total number of shares held	Number of shares held in demat form	Total shareholding as a percentage of total number of shares		Shares pledged or otherwise encumbered	
					As % of (A+B)	As % of (A+B+C)	Number of shares (VIII)	As a percentage (IX)-(VIII)/(V)*100
(I)	(II)	(III)	(IV)	(V)	(VI)	(VII)	(VIII)	(IX)
(A)	Shareholding of promoter and promoter group							
(1)	Indian							
(a)	Individuals / Hindu Undivided Family	3	616657	616657	1.5583	1.5583	Nil	Nil
(b)	Central Government / State Government(s)	0	0	0	0.000	0.000	Nil	Nil
(c)	Bodies Corporate	8	1276632	1276632	3.2261	3.2261	Nil	Nil
(d)	Financial Institutions / Banks	0	0	0	0.000	0.000	Nil	Nil
(e)	Any other	0	0	0	0.000	0.000	Nil	Nil
	Sub-Total (A)(1)	11	1893289	1893289	4.7845	4.7845	Nil	Nil
(2)	Foreign							
(a)	Individuals (Non-Resident Individuals / Foreign)	3	48838	48838	0.1234	0.1234	Nil	Nil
(b)	Bodies Corporate	2	14676751	14676751	37.0890	37.0890	Nil	Nil
(c)	Institutions	0	0	0	0.000	0.000	Nil	Nil
(d)	Any other [specify]	0	0	0	0.000	0.000	Nil	Nil
	Sub-Total (A)(2)	5	1472589	1472589	37.2124	37.2124	Nil	Nil
	Total shareholding of Promoter and Promoter Group (A)=(A)(1)+(A)(2)	16	16618878	16618878	41.9969	41.9969	Nil	Nil
(B)	Public Shareholding							
(1)	Institutions							
(a)	Mutual Funds / UTI	5	1411	1311	0.0036	0.0036	NA	NA
(b)	Financial Institutions / Banks	16	171052	668	0.4323	0.4323	NA	NA
(c)	Central Government / State Government(s)	1	334	334	0.0008	0.0008	NA	NA
(d)	Venture Capital Funds	0	0	0	0.000	0.000	NA	NA
(e)	Insurance Companies	2	67770	67770	0.1713	0.1713	NA	NA
(f)	Foreign Institutional Investors	4	4909323	4909323	12.4061	12.4061	NA	NA
(g)	Foreign Venture Capital Investors	0	0	0	0.000	0.000	NA	NA
(h)	Any other	0	0	0	0.000	0.000	NA	NA
	Sub-Total (B)(1)	28	5149890	4979406	13.0141	13.0141	NA	NA
(2)	Non-institutions							
(a)	Bodies Corporate	514	5265539	5204030	13.3063	13.3063	NA	NA
(b)	Individuals**							
i.	Individual shareholders holding nominal share capital upto Rs. 1 lakh	41938	7282206	6121435	18.4026	18.4026	NA	NA
ii.	Individual shareholders holding nominal share capital in excess of Rs. 1 lakh	133	4278640	4242332	10.8124	10.8124	NA	NA
(c)	Any other -							
	Trusts	3	2052	2052	0.0052	0.0052	NA	NA
	Clearing Members	33	68091	68091	0.1721	0.1721	NA	NA
	Non-Resident Indians	230	427331	421359	1.0799	1.0799	NA	NA
	Hindu Undivided Families	561	479057	479028	1.2106	1.2106	NA	NA
	Sub-Total (B)(2)	43412	17802916	16538527	44.9890	44.9890	NA	NA
	TOTAL (A)+(B)	43456	39571684	38136811	100.0000	100.0000	NA	NA
(C)	Shares held by Custodians and against which Depository Receipts have been issued	0	0	0	NA	0.000	NA	NA
(1)	Promoter and Promoter Group	0	0	0	0.000	0.000	0.000	0.000
(2)	Public Shareholding	43456	39571684	38136811	100.0000	100.0000	0.000	0.000
	GRAND TOTAL (A)+(B)+(C)	43456	39571684	38136811	100.0000	100.0000	0.000	0.000

(D)(b) Statement showing holdings of securities (including shares, warrants, convertible securities) of persons belonging to the category "Promoter and Promoter Group."


Sl. No	Name of the shareholder	Details of shares held			Encumbered shares			Details of Warrants			Details of Convertible securities		Total shares (including underlying shares assuming full conversion of warrants and convertible securities) as a % of diluted share capital
		Number of shares held	As a % of grand total (A)+(B)+(C)	(IV)	Number of shares held	As a % of grand total (A)+(B)+(C) of sub-class (I)(a)	(VII)	Number of Warrants held	As a % of total number of warrants of the same class	(IX)	Number of Convertible securities held	% w.r.t total number of convertible securities of the same class	
1	Ranford Investments Ltd	7400649	18.7019	(VI)-(V)/(D)+(C)	0	0.000	0.000	0.000	0.000	0.000	0.000	0.000	18.7019
2	Dhanraj Investments Ltd	7276102	18.3871	0	0	0.000	0.000	0.000	0.000	0.000	0.000	0.000	18.3871
3	Southern Petrochemical Industries Corp. Ltd	577681	1.4598	0	0	0.000	0.000	0.000	0.000	0.000	0.000	0.000	1.4598
4	ACM Educational Foundation	572043	1.4456	0	0	0.000	0.000	0.000	0.000	0.000	0.000	0.000	1.4456
5	A.C. Muthiah	423700	1.0707	0	0	0.000	0.000	0.000	0.000	0.000	0.000	0.000	1.0707
6	SPIC Group Comps. Employees Welfare Foundn.	16250	0.0411	0	0	0.000	0.000	0.000	0.000	0.000	0.000	0.000	0.0411
7	SPIC Officers & Staff Welfare Foundn.	16250	0.0411	0	0	0.000	0.000	0.000	0.000	0.000	0.000	0.000	0.0411
8	Nuthini A.C	133838	0.3888	0	0	0.000	0.000	0.000	0.000	0.000	0.000	0.000	0.3888
9	Shil Logistics Ltd	50080	0.1264	0	0	0.000	0.000	0.000	0.000	0.000	0.000	0.000	0.1264
10	The Express Carriers Ltd	44200	0.1117	0	0	0.000	0.000	0.000	0.000	0.000	0.000	0.000	0.1117
11	Ashwin C Muthiah	28504	0.0720	0	0	0.000	0.000	0.000	0.000	0.000	0.000	0.000	0.0720
12	Ashwin C Muthiah	13334	0.0337	0	0	0.000	0.000	0.000	0.000	0.000	0.000	0.000	0.0337
13	A.C. Muthiah	39099	0.0988	0	0	0.000	0.000	0.000	0.000	0.000	0.000	0.000	0.0988
14	Valli Ashwin Muthiah	7080	0.0177	0	0	0.000	0.000	0.000	0.000	0.000	0.000	0.000	0.0177
15	ACM Medical Foundation	109	0.0003	0	0	0.000	0.000	0.000	0.000	0.000	0.000	0.000	0.0003
16	South India Travels Pvt. Ltd	99	0.0003	0	0	0.000	0.000	0.000	0.000	0.000	0.000	0.000	0.0003
	TOTAL	16618878	41.9969	0	0	0.000	0.000	0.000	0.000	0.000	0.000	0.000	41.9969

(D)(c)(i) Statement showing holdings of securities (including shares, warrants, convertible securities) of persons belonging to the category "Public" and holding more than 1% of the total number of shares

Sl. No.	Name of the shareholder	Number of Shares	Shares as a percentage of total number of shares (i.e. grand total (A)+(B)+(C) indicated in statement at para (D)(a) above)	Details of Warrants			Details of Convertible securities		Total shares (including underlying shares assuming full conversion of warrants and convertible securities) as a % of diluted share capital
				Number of Warrants held	As a % of total number of warrants of the same class	Number of Convertible securities held	% w.r.t total number of convertible securities of the same class		
1	Twinsfield Consultants Private Ltd	3148810	7.9572	0.000	0.000	0.000	0.000	7.9572	
2	Passage To India Master Fund Ltd	1919900	4.8517	0.000	0.000	0.000	0.000	4.8517	
3	Daves International Fund	1545000	3.9043	0.000	0.000	0.000	0.000	3.9043	
4	Sparrow Asia Diversified Opportunities Fund	750000	1.8953	0.000	0.000	0.000	0.000	1.8953	
5	Mercantile Ventures Limited	465423	1.1761	0.000	0.000	0.000	0.000	1.1761	
6	Lemna Diversified Fund	694423	1.7548	0.000	0.000	0.000	0.000	1.7548	
7	Sharad Kanayal Shah	445000	1.1245	0.000	0.000	0.000	0.000	1.1245	
7	Maheshwari Giridhantil	477447	1.2065	0.000	0.000	0.000	0.000	1.2065	
	TOTAL	9446003	23.8706	0.000	0.000	0.000	0.000	23.8706	

(D)(c)(ii) Statement showing holdings of securities (including shares, warrants, convertible securities) of persons (together with P.A.C.) belonging to the category "Public" and holding more than 5% of the total number of shares of the Company

Sl. No.	Name(s) of the shareholder(s) and the persons Acting in Concert (PAC) with them	Number of Shares	Shares as a percentage of total number of shares (i.e. grand total (A)+(B)+(C) indicated in statement at para (D)(a) above)	Details of Warrants			Details of Convertible securities		Total shares (including underlying shares assuming full conversion of warrants and convertible securities) as a % of diluted share capital
				Number of Warrants held	As a % of total number of warrants of the same class	Number of Convertible securities held	% w.r.t total number of convertible securities of the same class		
1	Twinsfield Consultants Private Ltd	3148810	7.9572	0.000	0.000	0.000	0.000	7.9572	
	TOTAL	3148810	7.9572	0.000	0.000	0.000	0.000	7.9572	



(I) (d) Statement showing details of locked-in shares

Sl. No.	Name of the shareholder	Number of Shares	Shares as a percentage of total number of shares [i.e. grand total (A)+(B)+(C) indicated in statement at para (D)(a) above]
	Nil	Nil	Nil

(II) (a) Statement showing details of Depository Receipts (DRs)

Sl No.	Type of outstanding DR (ADRs, GDRs, SDRs, etc.)	Number of outstanding DRs	Number of Shares underlying outstanding DRs	Shares underlying outstanding DRs as a percentage of total number of shares [i.e. Grand Total (A)+(B)+(C) indicated in statement at para (D)(a) above]
	Nil	Nil	Nil	Nil

(II) (b) Statement showing holding of Depository Receipts (DRs) where underlying shares held by "Promoter/Promoter group" are in excess of 1% of the total number of shares


Sl No.	Name of the DR Holder	Type of outstanding DR (ADRs, GDRs, SDRs, etc.)	Number of shares underlying outstanding DRs	Shares underlying outstanding DRs as a percentage of total number of shares [i.e. Grand Total (A)+(B)+(C) indicated in statement at para (D)(a) above]
	Nil	Nil	Nil	Nil

(III) (a) Statement showing the voting pattern of the shareholders, if more than one class of shares/securities issued by the issuer

Not applicable

Date: 14.07.2014
Place: Chennai

For Sicagen India Limited



G. Arunmodini
Head Legal & Company Secretary

