


SHAREHOLDING PATTERN - AS PER CLAUSE 35 OF THE LISTING AGREEMENT


(I)(a) Statement showing Shareholding Pattern

Name of the Company : Sicagen India Limited
 Scrip Code, Name of the Scrip, Class of Security : 533014, SICAGEN, Equity Shares
 As on : 30-09-2011

Partly paid-up shares	No. of Partly paid up shares	As a % of total no. of partly paid up shares	As a % of total no. of shares of the Company
Held by Promoter/Promoter group	Nil	Nil	Nil
Held by Public	Nil	Nil	Nil
Total	Nil	Nil	Nil
Outstanding convertible securities	No. of outstanding securities	As a % of total no. of outstanding convertible securities	As a % of total no. of shares of the Company, assuming full conversion of the convertible securities
Held by Promoter/Promoter group	Nil	Nil	Nil
Held by Public	Nil	Nil	Nil
Total	Nil	Nil	Nil
Warrants	No. of Warrants	As a % of total no. of Warrants	As a % of total no. of shares of the Company, assuming full conversion of Warrants
Held by Promoter/Promoter group	Nil	Nil	Nil
Held by Public	Nil	Nil	Nil
Total	Nil	Nil	Nil
Total paid up capital of the Company, assuming full conversion of warrants and convertible securities	39571684		



Category Code	Category of Shareholder	Number of Shareholders	Total number of shares held	Number of shares held in demat form	Total shareholding as a percentage of total number of shares		Shares pledged or otherwise encumbered	
					As % of of (A+B)	As % of (A+B+C)	Number of shares	As a percentage (IX)=(VIII)/(IV)*100
(f)	(II)	(III)	(IV)	(V)	(VI)	(VII)	(VIII)	(IX)
(A)	Shareholding of promoter and promoter group							
(1)	Indian							
(a)	Individuals / Hindu Undivided Family	4	616657	616657	1.558	1.558	Nil	Nil
(b)	Central Government / State Government(s)	0	0	0	0.000	0.000	Nil	Nil
(c)	Bodies Corporate	9	3676605	3626605	9.291	9.291	Nil	Nil
(d)	Financial Institutions / Banks	0	0	0	0.000	0.000	Nil	Nil
(e)	Any other	0	0	0	0.000	0.000	Nil	Nil
	Sub-Total (A)(1)	13	4293262	4243262	10.849	10.849	Nil	Nil
(2)	Foreign							
(a)	Individuals (Non-Resident Individuals / Foreign Individuals)	3	48838	48838	0.123	0.123	Nil	Nil
(b)	Bodies Corporate	2	14676751	14676751	37.089	37.089	Nil	Nil
(c)	Institutions	0	0	0	0.000	0.000	Nil	Nil
(d)	Any other (specify)	0	0	0	0.000	0.000	Nil	Nil
	Sub-Total (A)(2)	5	14725589	14725589	37.212	37.212	Nil	Nil
	Total shareholding of Promoter and Promoter Group (A)=(A)(1)+(A)(2)	18	19018851	18968851	48.062	48.062	Nil	Nil
(B)	Public Shareholding						NA	NA
(1)	Institutions						NA	NA
(a)	Mutual Funds / UTI	6	1411	1211	0.004	0.004	--	--
(b)	Financial Institutions / Banks	16	171052	668	0.432	0.432	--	--
(c)	Central Government / State Government(s)	1	334	334	0.001	0.001	--	--
(d)	Venture Capital Funds	0	0	0	0.000	0.000	--	--
(e)	Insurance Companies	2	67770	67770	0.171	0.171	--	--
(f)	Foreign Institutional Investors	4	1474754	1474754	3.727	3.727	--	--
(g)	Foreign Venture Capital Investors	0	0	0	0.000	0.000	--	--
(h)	Any other	0	0	0	0.000	0.000	--	--
	Sub-Total (B)(1)	29	1715321	1544737	4.335	4.335	--	--
(2)	Non-institutions						NA	NA
(a)	Bodies Corporate	628	6317444	6223268	15.965	15.965	--	--
(b)	Individuals -						--	--
	i. Individual shareholders holding nominal share capital upto Rs.1 lakh	44423	7808290	6582342	19.732	19.732	--	--
	ii. Individual shareholders holding nominal share capital in excess of Rs 1 lakh	112	3755156	3719048	9.490	9.490	--	--
(c)	Any other -						--	--
	Trusts	3	2351	2351	0.006	0.006	--	--
	Clearing Members	32	17421	17421	0.044	0.044	--	--
	Non-Resident Indians	290	518864	512865	1.311	1.311	--	--
	Hindu Undivided Families	550	417986	417984	1.056	1.056	--	--
	Sub-Total (B)(2)	46038	18837512	17475279	47.604	47.604	--	--
	Total Public Shareholding (B) = (B)(1)+(B)(2)	46067	20552833	19020016	51.938	51.938	NA	NA
	TOTAL (A) + (B)	46085	39571684	37988867	100.000	100.000	--	--
(C)	Shares held by Custodians and against which Depository Receipts have been issued						NA	NA
(1)	Promoter and Promoter Group	0	0	0	0.000	0.000	NA	NA
(2)	Public Shareholding	0	0	0	0.000	0.000	--	--
	GRAND TOTAL (A)+(B)+(C)	46085	39571684	37988867	NA	100.000	--	--



(I) (b) Statement showing Shareholding of persons belonging to the category "Promoter and Promoter Group"


Sl. No.	Name of the shareholder	Total shares held		Shares pledged or otherwise encumbered		
		Number	As a % of grant total (A)+(B)+(C)	Number	As a %	As a % of grant total (A)+(B)+(C) of sub clause (I)(a)
(I)	(II)	(III)	(IV)	(V)	(VI)=(V)?(III)*100	(VII)
1	Ranford Investments Ltd	7400649	18.702	0	0.000	0.000
2	Darnolly Investments Ltd	7276102	18.387	0	0.000	0.000
3	SIDD Life Sciences Private Ltd	1935000	4.890	0	0.000	0.000
4	Southern Petrochemical Industries Corpn. Ltd	577681	1.460	0	0.000	0.000
5	ACM Educational Foundation	572043	1.446	0	0.000	0.000
6	A.C. Muthiah (HUF) I	423700	1.071	0	0.000	0.000
7	SPIC Group Comps. Employees Welfare Foundn.	289038	0.730	0	0.000	0.000
8	SPIC Officers & Staff Welfare Foundn.	208435	0.527	0	0.000	0.000
9	A.C. Muthiah	153858	0.389	0	0.000	0.000
10	Sical Logistics Ltd	50000	0.126	0	0.000	0.000
11	The Express Carriers Ltd	44200	0.112	0	0.000	0.000
12	Ashwin C Muthiah	28504	0.072	0	0.000	0.000
13	Ashwin C Muthiah	13334	0.034	0	0.000	0.000
14	Devaki Muthiah	22499	0.057	0	0.000	0.000
15	A.C. Muthiah (HUF) II	16600	0.042	0	0.000	0.000
16	Valii Ashwin Muthiah	7000	0.018	0	0.000	0.000
17	ACM Medical Foundation	109	0.000	0	0.000	0.000
18	South India Travels Pvt. Ltd	99	0.000	0	0.000	0.000
	TOTAL	19018851	48.062	0	0.000	0.000

(I) (c) Statement showing shareholding of persons belonging to the category "Public" and holding more than 1% of the total number of shares

Sl. No.	Name of the shareholder	Number of Shares	Shares as a percentage of total number of shares [i.e. grand total (A)+(B)+(C) indicated in statement at para (I)(a) above]
1	Twinshield Consultants Private Ltd	3116310	7.875
2	Pragya Equities Pvt Ltd	1204904	3.045
3	Jupiter South Asia Inv. Co Ltd A/c Jupiter South Asia Inv. Co. Ltd -South Asia Access Fund	750000	1.895
4	Passage To India Master Fund Ltd	714000	1.804
5	Sharad Kanayalal Shah	440000	1.112
	TOTAL	6225214	15.731

(I) (d) Statement showing details of locked-in shares

Sl. No.	Name of the shareholder	Number of Shares	Shares as a percentage of total number of shares [i.e. grand total (A)+(B)+(C) indicated in statement at para (I)(a) above]
	Nil	Nil	Nil



(II)(a) Statement showing details of Depository Receipts (DRs)

Sl No.	Type of outstanding DR (ADRs, GDRs, SDRs, etc.)	Number of outstanding DRs	Number of Shares underlying outstanding DRs	Shares underlying outstanding DRs as a percentage of total number of shares [i.e. Grand Total (A)+(B)+(C) indicated in statement at para (I)(a) above]
	Nil	Nil	Nil	Nil

(II) (b) Statement showing holding of Depository Receipts (DRs) where underlying shares held by "Promoter/Promoter group" are in excess of 1% of the total number of shares

Sl No.	Name of the DR Holder	Type of outstanding DR (ADRs, GDRs, SDRs, etc.)	Number of shares underlying outstanding DRs	Shares underlying outstanding DRs as a percentage of total number of shares [i.e. Grand Total (A)+(B)+(C) indicated in statement at para (I)(a) above]
	Nil	Nil	Nil	Nil


(III) (a) Statement showing the voting pattern of the shareholders, if more than one class of shares/sec issued by the issuer

Not applicable

For Sicagen India Limited

Date: 19.10.2011
Place: Chennai




G.R.Kannan
Vice President (Finance) &
Company Secretary