


SHAREHOLDING PATTERN - AS PER CLAUSE 35 OF THE LISTING AGREEMENT


(I)(a) Statement showing Shareholding Pattern

Name of the Company : Sicagen India Limited
 Scrip Code, Name of the Scrip, Class of Security : 533014, SICAGEN, Equity Shares
 As on : 30-09-2013

Partly paid-up shares	No. of Partly paid up shares	As a % of total no. of partly paid up shares	As a % of total no. of shares of the Company
Held by Promoter/Promoter group	Nil	Nil	Nil
Held by Public	Nil	Nil	Nil
Total	Nil	Nil	Nil
Outstanding convertible securities	No. of outstanding securities	As a % of total no. of outstanding convertible securities	As a % of total no. of shares of the Company, assuming full conversion of the convertible securities
Held by Promoter/Promoter group	Nil	Nil	Nil
Held by Public	Nil	Nil	Nil
Total	Nil	Nil	Nil
Warrants	No. of Warrants	As a % of total no. of Warrants	As a % of total no. of shares of the Company, assuming full conversion of Warrants
Held by Promoter/Promoter group	Nil	Nil	Nil
Held by Public	Nil	Nil	Nil
Total	Nil	Nil	Nil
Total paid up capital of the Company, assuming full conversion of warrants and convertible securities	39571684		



Category Code	Category of Shareholder	Number of Shareholders	Total number of shares held	Number of shares held in demat form	Total shareholding as a percentage of total number of shares		Number of shares	Shares pledged or otherwise encumbered	As a percentage (OX)=(VIII)/(V)*100
					As % of (A+B) (VI)	As % of (A+B+C) (VII)			
(A)	Shareholding of promoter and promoter group	(II)	(IV)	(V)			(VIII)		
(1)	Indian								
(a)	Individuals / Hindu Undivided Family	4	616657	616657	1.583	1.583	Nil	Nil	Nil
(b)	Central Government / State Government(s)	0	0	0	0.000	0.000	Nil	Nil	Nil
(c)	Bodies Corporate	8	1741605	1741605	4.4011	4.4011	Nil	Nil	Nil
(d)	Financial Institutions / Banks	0	0	0	0.000	0.000	Nil	Nil	Nil
(e)	Any other	0	0	0	0.000	0.000	Nil	Nil	Nil
	Sub-Total (A)(1)	12	2358262	2358262	5.9595	5.9595	Nil	Nil	Nil
(2)	Foreign								
(a)	Individuals (Non-Resident Individuals / Foreign Individuals)	3	48838	48838	0.1234	0.1234	Nil	Nil	Nil
(b)	Bodies Corporate	2	14676751	14676751	37.0890	37.0890	Nil	Nil	Nil
(c)	Institutions	0	0	0	0.000	0.000	Nil	Nil	Nil
(d)	Any other [Specify]	0	0	0	0.000	0.000	Nil	Nil	Nil
	Sub-Total (A)(2)	5	14725589	14725589	37.2124	37.2124	Nil	Nil	Nil
	Total shareholding of Promoter and Promoter Group (A)=(A)(1)+(A)(2)	17	17083851	17083851	43.1719	43.1719	Nil	Nil	Nil
(B)	Public Shareholding								
(1)	Institutions								
(a)	Mutual Funds / UTI	5	1411	1311	0.0036	0.0036	NA	NA	NA
(b)	Financial Institutions / Banks	16	171092	668	0.4323	0.4323	--	--	--
(c)	Central Government / State Government(s)	1	334	334	0.0008	0.0008	--	--	--
(d)	Venture Capital Funds	0	0	0	0.000	0.000	--	--	--
(e)	Insurance Companies	2	6770	6770	0.1713	0.1713	--	--	--
(f)	Foreign Institutional Investors	4	4909323	4909323	12.4062	12.4062	--	--	--
(g)	Foreign Venture Capital Investors	0	0	0	0.000	0.000	--	--	--
(h)	Any other	0	0	0	0.000	0.000	--	--	--
	Sub-Total (B)(1)	28	5149890	4979406	13.0141	13.0141	NA	NA	NA
(2)	Non-institutions								
(a)	Bodies Corporate	501	4789362	4695353	12.1030	12.1030	--	--	--
(b)	Individuals - i. Individual shareholders holding nominal share capital upto Rs. 1 lakh ii. Individual shareholders holding nominal share capital in excess of Rs. 1 lakh Any other	42650 129	7317486 4168827	6135601 4137119	18.4917 10.5349	18.4917 10.5349	--	--	--
	Sub-Total (B)(2)	501	4789362	4695353	12.1030	12.1030	--	--	--
(c)	Trusts	3	2052	2052	0.0052	0.0052	--	--	--
	Clearing Members	12	10584	10584	0.0267	0.0267	--	--	--
	Non-Resident Indians	247	597482	591510	1.5099	1.5099	--	--	--
	Hindu Undivided Families	560	452150	452122	1.1426	1.1426	--	--	--
	Sub-Total (B)(2)	44102	17337943	16019741	43.8140	43.8140	NA	NA	NA
	Total Public Shareholding (B) = (B)(1)+(B)(2)	44130	22487833	20999347	56.8281	56.8281	NA	NA	NA
	TOTAL (A) + (B)	44147	39571684	38083198	100.0000	100.0000	--	--	--
(C)	Shares held by Custodians and against which Depository Receipts have been issued	0	0	0	NA	NA	NA	NA	NA
(1)	Promoter and Promoter Group	0	0	0	0.000	0.000	NA	NA	NA
(2)	Public Shareholding	44147	39571684	38083198	100.0000	100.0000	--	--	--
	GRAND TOTAL (A)+(B)+(C)	44147	39571684	38083198	100.0000	100.0000	--	--	--



(D)(b) Statement showing holding of securities (including shares, warrants convertible securities) of persons belonging to the category "Promoter and Promoter Group"


Sl. No.	Name of the shareholder	Details of shares held			Encumbered shares			Details of Warrants			Details of Convertible securities			Total shares (including underlying shares assuming full conversion of warrants and convertible securities) as a % of diluted share capital
		Number of shares held	As a % of grand total (A)+(B)+(C)	Number of shares held	As a % (V)-(VI)/(IV)*100	As a % of grand total (A)+(B)+(C) of sub class (D)(e)	Number of Warrants held	As a % of total Warrants of the same class	Number of total number of warrants of the same class	As a % of Convertible securities held	Number of Convertible securities of the same class	% w.r.t. total number of convertible securities of the same class		
1	Random Investments Ltd	7400649	18.7019	0	0.000	0.000	0.000	0.000	0.000	0.000	0.000	0.000	18.7019	
2	Danodip Investments Ltd	7276102	18.3871	0	0.000	0.000	0.000	0.000	0.000	0.000	0.000	0.000	18.3871	
3	Southern Petrochemical Industries Corpn. Ltd	577681	1.4598	0	0.000	0.000	0.000	0.000	0.000	0.000	0.000	0.000	1.4598	
4	ACM/ Educational Foundation	572043	1.4456	0	0.000	0.000	0.000	0.000	0.000	0.000	0.000	0.000	1.4456	
5	A.C. Muthiah (RUF) I	427701	1.0707	0	0.000	0.000	0.000	0.000	0.000	0.000	0.000	0.000	1.0707	
6	SPIC Group Camps, Employees Welfare Foundn.	289038	0.7304	0	0.000	0.000	0.000	0.000	0.000	0.000	0.000	0.000	0.7304	
7	SPIC Officers & Staff Welfare Foundn.	208435	0.5267	0	0.000	0.000	0.000	0.000	0.000	0.000	0.000	0.000	0.5267	
8	A.C. Muthiah	153858	0.3888	0	0.000	0.000	0.000	0.000	0.000	0.000	0.000	0.000	0.3888	
9	Steel Logistics Ltd	50000	0.1264	0	0.000	0.000	0.000	0.000	0.000	0.000	0.000	0.000	0.1264	
10	The Express Carriers Ltd	44200	0.1117	0	0.000	0.000	0.000	0.000	0.000	0.000	0.000	0.000	0.1117	
11	Aswini C Muthiah	28304	0.0720	0	0.000	0.000	0.000	0.000	0.000	0.000	0.000	0.000	0.0720	
12	Aswini C Muthiah	13334	0.0337	0	0.000	0.000	0.000	0.000	0.000	0.000	0.000	0.000	0.0337	
13	Devedhi Muthiah	22499	0.0569	0	0.000	0.000	0.000	0.000	0.000	0.000	0.000	0.000	0.0569	
14	A.C. Muthiah (RUF) II	16600	0.0419	0	0.000	0.000	0.000	0.000	0.000	0.000	0.000	0.000	0.0419	
15	Vallu Aswini Muthiah	7000	0.0177	0	0.000	0.000	0.000	0.000	0.000	0.000	0.000	0.000	0.0177	
16	ACM Medical Foundation	109	0.0003	0	0.000	0.000	0.000	0.000	0.000	0.000	0.000	0.000	0.0003	
17	South India Travel Pvt. Ltd	99	0.0003	0	0.000	0.000	0.000	0.000	0.000	0.000	0.000	0.000	0.0003	
	TOTAL	17083851	43.1719	0	0.000	0.000	0.000	0.000	0.000	0.000	0.000	0.000	43.1719	

(D)(c)(i) Statement showing holding of securities (including shares, warrants, convertible securities) of persons belonging to the category "Public" and holding more than 1% of the total number of shares

Sl. No.	Name of the shareholder	Number of Shares	Shares as a percentage of total number of shares i.e. grand total (A)+(B)+(C) indicated in statement at para (D)(a) above)	Details of Warrants			Details of Convertible securities			Total shares (including underlying shares assuming full conversion of warrants and convertible securities) as a % of diluted share capital
				Number of Warrants held	As a % of total number of warrants of the same class	Number of Convertible securities held	% w.r.t. total number of convertible securities of the same class			
1	Twinshield Consultans Private Ltd	3116310	7.8751	0.000	0.000	0.000	0.000	0.000	7.8751	
2	Passage To India Master Fund Ltd	1919900	4.8517	0.000	0.000	0.000	0.000	0.000	4.8517	
3	Davos International Fund	1346500	3.9043	0.000	0.000	0.000	0.000	0.000	3.9043	
4	Jupiter South Asia Inv. Co Ltd A/c Jupiter South Asia Inv. Co. Ltd. South Asia Access Fund	750000	1.8953	0.000	0.000	0.000	0.000	0.000	1.8953	
5	Lemon Diversified Fund	694423	1.7548	0.000	0.000	0.000	0.000	0.000	1.7548	
6	Sherad Karamiah Shah	446800	1.1245	0.000	0.000	0.000	0.000	0.000	1.1245	
7	Mahendra Ghoshal	454770	1.1492	0.000	0.000	0.000	0.000	0.000	1.1492	
	TOTAL	8925403	22.5550	0.000	0.000	0.000	0.000	0.000	22.5550	

(D)(c)(ii) Statement showing holding of securities (including shares, warrants, convertible securities) of persons (together with PAC) belonging to the category "Public" and holding more than 5% of the total number of shares of the Company

Sl. No.	Name(s) of the shareholder(s) and the persons Acting in Concert (PAC) with them	Number of Shares	Shares as a percentage of total number of shares i.e. grand total (A)+(B)+(C) indicated in statement at para (D)(a) above)	Details of Warrants			Details of Convertible securities			Total shares (including underlying shares assuming full conversion of warrants and convertible securities) as a % of diluted share capital
				Number of Warrants held	As a % of total number of warrants of the same class	Number of Convertible securities held	% w.r.t. total number of convertible securities of the same class			
1	Twinshield Consultans Private Ltd	3116310	7.8751	0.000	0.000	0.000	0.000	0.000	7.8751	
	TOTAL	3116310	7.8751	0.000	0.000	0.000	0.000	0.000	7.8751	



(D) Statement showing details of locked-in shares

Sl. No.	Name of the shareholder	Number of Shares	Shares as a percentage of total number of shares i.e. grand total (A)+(B)+(C) indicated in statement at para (D)(a) above
	Nil	Nil	Nil

(D)(a) Statement showing details of Depository Receipts (DRs)

Sl. No.	Type of outstanding DR (ADRs, GDRs, SDRs, etc.)	Number of outstanding DRs	Number of Shares underlying outstanding DRs	Shares underlying outstanding DRs as a percentage of total number of shares i.e. Grand Total (A)+(B)+(C) indicated in statement at para (D)(a) above
	Nil	Nil	Nil	Nil

(D)(b) Statement showing holding of Depository Receipts (DRs) where underlying shares held by "Promoter/Promoter group" are in excess of 1% of the total number of shares

Sl. No.	Name of the DR Holder	Type of outstanding DR (ADRs, GDRs, SDRs, etc.)	Number of shares underlying outstanding DRs	Shares underlying outstanding DRs as a percentage of total number of shares i.e. Grand Total (A)+(B)+(C) indicated in statement at para (D)(a) above
	Nil	Nil	Nil	Nil

(D)(c) Statement showing the voting pattern of the shareholders, if more than one class of shares/securities issued by the issuer

Not applicable

For Sicagen India Limited

G. Arinmozhi
Head Legal & Company Secretary

Date: 11.10.2013
Place: Chennai

