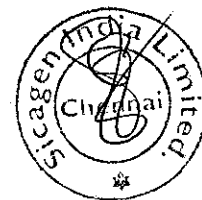



SHAREHOLDING PATTERN - AS PER CLAUSE 35 OF THE LISTING AGREEMENT

(I)(a) Statement showing Shareholding Pattern

Name of the Company : Sicagen India Limited
 Scrip Code, Name of the Scrip, Class of Security : 533014, SICAGEN, Equity Shares
 As on : 30-09-2015

Partly paid-up shares	No. of Partly paid up shares	As a % of total no. of partly paid up shares	As a % of total no. of shares of the Company
Held by Promoter/Promoter group	Nil	Nil	Nil
Held by Public	Nil	Nil	Nil
Total	Nil	Nil	Nil
Outstanding convertible securities	No. of outstanding securities	As a % of total no. of outstanding convertible securities	As a % of total no. of shares of the Company, assuming full conversion of the convertible securities
Held by Promoter/Promoter group	Nil	Nil	Nil
Held by Public	Nil	Nil	Nil
Total	Nil	Nil	Nil
Warrants	No. of Warrants	As a % of total no. of Warrants	As a % of total no. of shares of the Company, assuming full conversion of Warrants
Held by Promoter/Promoter group	Nil	Nil	Nil
Held by Public	Nil	Nil	Nil
Total	Nil	Nil	Nil
Total paid up capital of the Company, assuming full conversion of warrants and convertible securities	39571684		





Category Code	Category of Shareholder	Number of Shareholders	Total number of shares held	Number of shares held in demat form	Total shareholding as a percentage of total number of shares		Shares pledged or otherwise encumbered	
					As % of (A+B)	As % of (A+B+C)	Number of shares (VIIID)	As a percentage (IX)=(VIIID)/(CV)*100
(I)	(II)	(III)	(IV)	(V)	(VI)	(VII)	(VIII)	(IX)
(A)	Shareholding of promoter and promoter group							
(1)	Indian							
(a)	Individuals / Hindu Undivided Family	3	61,66,57	61,66,57	1.5583	1.5583	Nil	Nil
(b)	Central Government / State Government(s)	0	0	0	0.000	0.000	Nil	Nil
(c)	Bodies Corporate	8	12,76,632	12,76,632	3.2261	3.2261	Nil	Nil
(d)	Financial Institutions / Banks	0	0	0	0.000	0.000	Nil	Nil
(e)	Any other	0	0	0	0.000	0.000	Nil	Nil
	Sub-Total (A)(I)	11	18,93,289	18,93,289	4.7845	4.7845	Nil	Nil
(2)	Foreign							
(a)	Individuals (Non-Resident Individuals / Foreign	3	4,88,38	4,88,38	0.1234	0.1234	Nil	Nil
(b)	Bodies Corporate	2	1,46,76,751	1,46,76,751	37.0890	37.0890	Nil	Nil
(c)	Institutions	0	0	0	0.000	0.000	Nil	Nil
(d)	Any other (specify)	0	0	0	0.000	0.000	Nil	Nil
	Sub-Total (A)(2)	5	14,72,589	14,72,589	37.2124	37.2124	Nil	Nil
	Total shareholding of Promoter and Promoter Group (A)=(A)(I)+(A)(2)	16	16,61,887	16,61,887	41.9969	41.9969	Nil	Nil
(B)	Public Shareholding							
(1)	Institutions	4	1211	1111	0.0031	0.0031	NA	NA
(a)	Mutual Funds / UTI	16	17,10,32	668	0.4323	0.4323	NA	NA
(b)	Financial Institutions / Banks	1	334	334	0.0008	0.0008	NA	NA
(c)	Central Government / State Government(s)	0	0	0	0.000	0.000	NA	NA
(d)	Venture Capital Funds	2	6,77,70	6,77,70	0.1713	0.1713	NA	NA
(e)	Insurance Companies	3	3,36,43,23	3,36,43,23	8.5018	8.5018	NA	NA
(f)	Foreign Institutional Investors	0	0	0	0.000	0.000	NA	NA
(g)	Foreign Venture Capital Investors	0	0	0	0.000	0.000	NA	NA
(h)	Qualified Foreign Investor	0	0	0	0.000	0.000	NA	NA
(i)	Any other: Foreign Portfolio Investor (Corporate) Category	1	1,54,5000	1,54,5000	3.904	3.904	NA	NA
	Sub-Total (B)(1)	27	51,49,690	49,79,206	13.0136	13.0136	NA	NA
(2)	Non-Institutions	475	51,63,121	51,03,612	13.0526	13.0526	NA	NA
(a)	Bodies Corporate							
(b)	Individuals	41,679	72,56,953	61,21,110	18.3336	18.3336	NA	NA
	Sub-Total (B)(2)	475	51,63,121	51,03,612	13.0526	13.0526	NA	NA
(C)	Shares held by Custodians and against which Depository Receipts have been issued							
(1)	Promoter and Promoter Group	0	0	0	0.000	0.000	NA	NA
(2)	Public Shareholding	0	0	0	0.000	0.000	NA	NA
	GRAND TOTAL (A)+(B)+(C)	43,127	39,57,16,84	38,16,37,38	100.0000	100.0000	100.0000	100.0000

(D)(d) Statement showing details of locked-in shares

Sl. No.	Name of the shareholder	Number of Shares	Shares as a percentage of total number of shares [i.e. grand total (A)+(B)+(C) indicated in statement at para (D)(a) above]
	Nil	Nil	Nil

(D)(a) Statement showing details of Depository Receipts (DRs)

Sl No.	Type of outstanding DR (ADRs, GDRs, SDRs, etc.)	Number of outstanding DRs	Number of Shares underlying outstanding DRs	Shares underlying outstanding DRs as a percentage of total number of shares [i.e. Grand Total (A)+(B)+(C) indicated in statement at para (D)(a) above]
	Nil	Nil	Nil	Nil


(D)(b) Statement showing holding of Depository Receipts (DRs) where underlying shares held by "Promoter/Promoter group" are in excess of 1% of the total number of shares

Sl No.	Name of the DR Holder	Type of outstanding DR (ADRs, GDRs, SDRs, etc.)	Number of shares underlying outstanding DRs	Shares underlying outstanding DRs as a percentage of total number of shares [i.e. Grand Total (A)+(B)+(C) indicated in statement at para (D)(a) above]
	Nil	Nil	Nil	Nil

(D)(c) Statement showing the voting pattern of the shareholders, if more than one class of shares/securities issued by the issuer

Not applicable

Date: 12.10.2015
Place: Chennai

For SicaGen India Limited

 G. Arunmozhi
 DGM Legal & Company Secretary

