


REVISED SHAREHOLDING PATTERN - AS PER CLAUSE 35 OF THE LISTING AGREEMENT

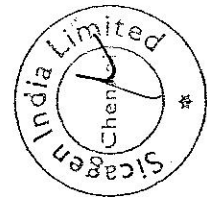
(I)(a) Statement showing Shareholding Pattern

Name of the Company : Sicagen India Limited
 Scrip Code, Name of the Scrip, Class of Security : 533014, SICAGEN, Equity Shares
 As on : 31-03-2012

| Partly paid-up shares | No. of Partly paid up shares | As a % of total no. of partly paid up shares | As a % of total no. of shares of the Company |
|--|-------------------------------|---|--|
| Held by Promoter/Promoter group | Nil | Nil | Nil |
| Held by Public | Nil | Nil | Nil |
| Total | Nil | Nil | Nil |
| Outstanding convertible securities | No. of outstanding securities | As a % of total no. of outstanding convertible securities | As a % of total no. of shares of the Company, assuming full conversion of the convertible securities |
| Held by Promoter/Promoter group | Nil | Nil | Nil |
| Held by Public | Nil | Nil | Nil |
| Total | Nil | Nil | Nil |
| Warrants | No. of Warrants | As a % of total no. of Warrants | As a % of total no. of shares of the Company, assuming full conversion of Warrants |
| Held by Promoter/Promoter group | Nil | Nil | Nil |
| Held by Public | Nil | Nil | Nil |
| Total | Nil | Nil | Nil |
| Total paid up capital of the Company, assuming full conversion of warrants and convertible securities | 39571684 | | |



| Category Code | Category of Shareholder | Number of Shareholders | Total number of shares held | Number of shares held in demat form | Total shareholding as a percentage of total number of shares | | Shares pledged or otherwise encumbered | |
|---------------|--|------------------------|-----------------------------|-------------------------------------|--|-----------------|--|---|
| | | | | | As % of (A+B) | As % of (A+B+C) | Number of shares | As a percentage (IX)=(VIII)/(IV)*100 |
| | | | | | (VI) | (VII) | | |
| (I) | (II) | (III) | (IV) | (V) | (VI) | (VII) | (VIII) | (IX) |
| (A) | Shareholding of promoter and promoter group | | | | | | | |
| (1) | Indian | | | | | | | |
| (a) | Individuals / Hindu Undivided Family | 4 | 616657 | 616657 | 1.558 | 1.558 | Nil | Nil |
| (b) | Central Government / State Government(s) | 9 | 3296605 | 3296605 | 8.331 | 8.331 | Nil | Nil |
| (c) | Bodies Corporate | 0 | 0 | 0 | 0.000 | 0.000 | Nil | Nil |
| (d) | Financial Institutions / Banks | 0 | 0 | 0 | 0.000 | 0.000 | Nil | Nil |
| (e) | Any other | 0 | 0 | 0 | 0.000 | 0.000 | Nil | Nil |
| | Sub-Total (A)(1) | 13 | 3913262 | 3913262 | 9.839 | 9.839 | | |
| (2) | Foreign | | | | | | | |
| (a) | Individuals (Non-Resident Individuals / Foreign Individuals) | 3 | 48838 | 48838 | 0.123 | 0.123 | Nil | Nil |
| (b) | Bodies Corporate | 2 | 14676751 | 14676751 | 37.089 | 37.089 | Nil | Nil |
| (c) | Institutions | 0 | 0 | 0 | 0.000 | 0.000 | Nil | Nil |
| (d) | Any other [specify] | 0 | 0 | 0 | 0.000 | 0.000 | Nil | Nil |
| | Sub-Total (A)(2) | 5 | 14725589 | 14725589 | 37.212 | 37.212 | Nil | Nil |
| | Total shareholding of Promoter and Promoter Group (A)=(A)(1)+(A)(2) | 18 | 18638851 | 18638851 | 47.101 | 47.101 | NA | NA |
| (B) | Public Shareholding | | | | | | NA | NA |
| (1) | Institutions | | | | | | | |
| (a) | Mutual Funds / UTI | 6 | 1411 | 1211 | 0.004 | 0.004 | -- | -- |
| (b) | Financial Institutions / Banks | 16 | 171052 | 658 | 0.432 | 0.432 | -- | -- |
| (c) | Central Government / State Government(s) | 1 | 334 | 334 | 0.001 | 0.001 | -- | -- |
| (d) | Venture Capital Funds | 0 | 0 | 0 | 0.000 | 0.000 | -- | -- |
| (e) | Insurance Companies | 2 | 67770 | 67770 | 0.171 | 0.171 | -- | -- |
| (f) | Foreign Institutional Investors | 5 | 3375077 | 3375077 | 8.529 | 8.529 | -- | -- |
| (g) | Foreign Venture Capital Investors | 0 | 0 | 0 | 0.000 | 0.000 | -- | -- |
| (h) | Any other | 0 | 0 | 0 | 0.000 | 0.000 | -- | -- |
| | Sub-Total (B)(1) | 30 | 3615644 | 3445060 | 9.137 | 9.137 | NA | NA |
| (2) | Non-institutions | | | | | | | |
| (a) | Bodies Corporate | 576 | 4856464 | 4762305 | 12.273 | 12.273 | -- | -- |
| (b) | Individuals - | | | | | | | |
| | i. Individual shareholders holding nominal share capital upto Rs.1 lakh | 43806 | 7642500 | 6430605 | 19.313 | 19.313 | -- | -- |
| | ii. Individual shareholders holding nominal share capital in excess of Rs.1 lakh | 124 | 3838284 | 3802176 | 9.700 | 9.700 | -- | -- |
| (c) | Any other - | | | | | | | |
| | Trusts | 3 | 2351 | 2351 | 0.006 | 0.006 | -- | -- |
| | Clearing Members | 24 | 22750 | 22750 | 0.057 | 0.057 | -- | -- |
| | Non-Resident Indians | 280 | 549856 | 543857 | 1.390 | 1.390 | -- | -- |
| | Hindu Undivided Families | 536 | 404984 | 404982 | 1.023 | 1.023 | -- | -- |
| | Sub-Total (B)(2) | 45349 | 17317189 | 15969024 | 43.762 | 43.762 | NA | NA |
| | Total Public Shareholding (B) = (B)(1)+(B)(2) | 45379 | 20932833 | 19414084 | 52.899 | 52.899 | NA | NA |
| | TOTAL (A) + (B) | 45397 | 39571684 | 38052935 | 100.000 | 100.000 | -- | -- |
| (C) | Shares held by Custodians and against which Depository Receipts have been issued | | | | | | NA | NA |
| | (1) Promoter and Promoter Group | 0 | 0 | 0 | | 0.000 | | |
| | (2) Public Shareholding | 0 | 0 | 0 | | 0.000 | | |
| | GRAND TOTAL (A)+(B)+(C) | 45397 | 39571684 | 38052935 | | 100.000 | -- | -- |



(I)(b) Statement showing holding of securities (including shares, warrants, convertible securities) of persons belonging to the category "Promoter and Promoter Group".

| Sl. No. | Name of the shareholder | Encumbered shares | | | | Details of Warrants | | | Details of Convertible securities | | Total shares (including underlying shares assuming full conversion of warrants and convertible securities) as a % of diluted share capital |
|---------|--|-----------------------|-----------------------------------|-----------------------|---------------------------|-------------------------|---|---------------------------------------|--|--------------|--|
| | | Number of shares held | As a % of grand total (A)+(B)+(C) | Number of shares held | As a % (V)-(VI)/(VII)*100 | Number of Warrants held | As a % of total number of warrants of the same class (IX) | Number of Convertible securities held | % w.r.t total number of convertible securities of the same class (X) | | |
| 1 | Ranford Investments Ltd | 7400649 | 18.702 | 0 | 0.000 | 0.000 | 0.000 | 0.000 | 0.000 | 0.000 | |
| 2 | Dumboly Investments Ltd | 7276102 | 18.387 | 0 | 0.000 | 0.000 | 0.000 | 0.000 | 0.000 | 0.000 | |
| 3 | SIDD Life Sciences Private Ltd | 1555000 | 3.930 | 0 | 0.000 | 0.000 | 0.000 | 0.000 | 0.000 | 0.000 | |
| 4 | Southern Petrochemical Industries Corpn. Ltd | 577681 | 1.466 | 0 | 0.000 | 0.000 | 0.000 | 0.000 | 0.000 | 0.000 | |
| 5 | ACM Educational Foundation | 572043 | 1.446 | 0 | 0.000 | 0.000 | 0.000 | 0.000 | 0.000 | 0.000 | |
| 6 | A.C. Muthiah (RUF) I | 423700 | 1.071 | 0 | 0.000 | 0.000 | 0.000 | 0.000 | 0.000 | 0.000 | |
| 7 | SPIC Group Comps. Employees Welfare Foundn. | 289038 | 0.730 | 0 | 0.000 | 0.000 | 0.000 | 0.000 | 0.000 | 0.000 | |
| 8 | SPIC Officers & Staff Welfare Foundn. | 208435 | 0.527 | 0 | 0.000 | 0.000 | 0.000 | 0.000 | 0.000 | 0.000 | |
| 9 | A.C. Muthiah | 153458 | 0.389 | 0 | 0.000 | 0.000 | 0.000 | 0.000 | 0.000 | 0.000 | |
| 10 | Steel Logistics Ltd | 50000 | 0.126 | 0 | 0.000 | 0.000 | 0.000 | 0.000 | 0.000 | 0.000 | |
| 11 | The Express Carriers Ltd | 44200 | 0.112 | 0 | 0.000 | 0.000 | 0.000 | 0.000 | 0.000 | 0.000 | |
| 12 | Ashwin C Muthiah | 28504 | 0.072 | 0 | 0.000 | 0.000 | 0.000 | 0.000 | 0.000 | 0.000 | |
| 13 | Ashwin C Muthiah | 13334 | 0.034 | 0 | 0.000 | 0.000 | 0.000 | 0.000 | 0.000 | 0.000 | |
| 14 | Devaki Muthiah | 22459 | 0.057 | 0 | 0.000 | 0.000 | 0.000 | 0.000 | 0.000 | 0.000 | |
| 15 | A.C. Muthiah (RUF) II | 16600 | 0.042 | 0 | 0.000 | 0.000 | 0.000 | 0.000 | 0.000 | 0.000 | |
| 16 | Vaali Ashwin Muthiah | 7000 | 0.018 | 0 | 0.000 | 0.000 | 0.000 | 0.000 | 0.000 | 0.000 | |
| 17 | ACM Medical Foundation | 109 | 0.000 | 0 | 0.000 | 0.000 | 0.000 | 0.000 | 0.000 | 0.000 | |
| 18 | South India Travels Pvt. Ltd | 99 | 0.000 | 0 | 0.000 | 0.000 | 0.000 | 0.000 | 0.000 | 0.000 | |
| | TOTAL | 18633851 | 47.101 | 0 | 0.000 | 0.000 | 0.000 | 0.000 | 0.000 | 0.000 | |

(I)(c)(i) Statement showing holding of securities (including shares, warrants, convertible securities) of persons belonging to the category "Public" and holding more than 1% of the total number of shares

| Sl. No. | Name of the shareholder | Number of Shares | Shares as a percentage of total number of shares (i.e. grand total (A)+(B)+(C) indicated in statement at para (I)(a) above) | Details of Warrants | | Details of Convertible securities | | Total shares (including underlying shares assuming full conversion of warrants and convertible securities) as a % of diluted share capital |
|---------|---|------------------|---|-------------------------|--|---------------------------------------|--|--|
| | | | | Number of Warrants held | As a % of total number of warrants of the same class | Number of Convertible securities held | % w.r.t total number of convertible securities of the same class | |
| 1 | Twinsield Consultants Private Ltd | 3116310 | 7.875 | 0.000 | 0.000 | 0.000 | 0.000 | 3116310 |
| 2 | Passasee To India Master Fund Ltd | 1919900 | 4.852 | 0.000 | 0.000 | 0.000 | 0.000 | 1919900 |
| 3 | Jupiter South Asia Inv. Co Ltd A/c Jupiter South Asia Inv. Co. Ltd - South Asia Access Fund | 7500000 | 1.895 | 0.000 | 0.000 | 0.000 | 0.000 | 7500000 |
| 4 | Afrasia Back Limited A/C Lemna Diversified Fund | 694423 | 1.755 | 0.000 | 0.000 | 0.000 | 0.000 | 694423 |
| 5 | Sharad Kanavala Shah | 440000 | 1.112 | 0.000 | 0.000 | 0.000 | 0.000 | 440000 |
| | TOTAL | 6920633 | 17.489 | 0.000 | 0.000 | 0.000 | 0.000 | 6920633 |

(I)(c)(ii) Statement showing holding of securities (including shares, warrants, convertible securities) of persons (together with PAC) belonging to the category "Public" and holding more than 5% of the total number of shares of the Company

| Sl. No. | Name(s) of the shareholder(s) and the persons Acting in Concert (PAC) with them | Number of Shares | Shares as a percentage of total number of shares (i.e. grand total (A)+(B)+(C) indicated in statement at para (I)(a) above) | Details of Warrants | | Details of Convertible securities | | Total shares (including underlying shares assuming full conversion of warrants and convertible securities) as a % of diluted share capital |
|---------|---|------------------|---|-------------------------|--|---------------------------------------|--|--|
| | | | | Number of Warrants held | As a % of total number of warrants of the same class | Number of Convertible securities held | % w.r.t total number of convertible securities of the same class | |
| 1 | Twinsield Consultants Private Ltd | 3116310 | 7.875 | 0.000 | 0.000 | 0.000 | 0.000 | 3116310 |
| | | 3116310 | 7.875 | 0.000 | 0.000 | 0.000 | 0.000 | 3116310 |

(I) (d) Statement showing details of locked-in shares

| Sl. No. | Name of the shareholder | Number of Shares | Shares as a percentage of total number of shares [i.e. grand total (A)+(B)+(C) indicated in statement at para (I)(a) above] |
|---------|-------------------------|------------------|---|
| | Nil | Nil | Nil |

(II)(a) Statement showing details of Depository Receipts (DRs)

| Sl No. | Type of outstanding DR (ADRs, GDRs, SDRs, etc.) | Number of outstanding DRs | Number of Shares underlying outstanding DRs | Shares underlying outstanding DRs as a percentage of total number of shares [i.e. Grand Total (A)+(B)+(C) indicated in statement at para (I)(a) above] |
|--------|---|---------------------------|---|--|
| | Nil | Nil | Nil | Nil |

(II) (b) Statement showing holding of Depository Receipts (DRs) where underlying shares held by "Promoter/Promoter group" are in excess of 1% of the total number of shares

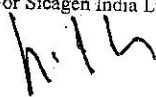
| Sl No. | Name of the DR Holder | Type of outstanding DR (ADRs, GDRs, SDRs, etc.) | Number of shares underlying outstanding DRs | Shares underlying outstanding DRs as a percentage of total number of shares [i.e. Grand Total (A)+(B)+(C) indicated in statement at para (I)(a) above] |
|--------|-----------------------|---|---|--|
| | Nil | Nil | Nil | Nil |

(III) (a) Statement showing the voting pattern of the shareholders, if more than one class of shares/securities issued by the issuer

Not applicable

Date: 11.04.2012
Place: Chennai

For Sicagen India Limited


G.R. Kannan
Vice President (Finance) &
Company Secretary

