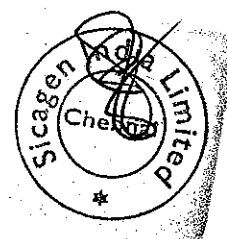


SHAREHOLDING PATTERN - AS PER CLAUSE 35 OF THE LISTING AGREEMENT


(I)(a) Statement showing Shareholding Pattern

Name of the Company : Sicagen India Limited
 Scrip Code, Name of the Scrip, Class of Security : 533014, SICAGEN, Equity Shares
 As on : 31-03-2013

Partly paid-up shares	No. of Partly paid up shares	As a % of total no. of partly paid up shares	As a % of total no. of shares of the Company
Held by Promoter/Promoter group	Nil	Nil	Nil
Held by Public	Nil	Nil	Nil
Total	Nil	Nil	Nil
Outstanding convertible securities	No. of outstanding securities	As a % of total no. of outstanding convertible securities	As a % of total no. of shares of the Company, assuming full conversion of the convertible securities
Held by Promoter/Promoter group	Nil	Nil	Nil
Held by Public	Nil	Nil	Nil
Total	Nil	Nil	Nil
Warrants	No. of Warrants	As a % of total no. of Warrants	As a % of total no. of shares of the Company, assuming full conversion of Warrants
Held by Promoter/Promoter group	Nil	Nil	Nil
Held by Public	Nil	Nil	Nil
Total	Nil	Nil	Nil
Total paid up capital of the Company, assuming full conversion of warrants and convertible securities	39571684		



Category Code	Category of Shareholder	Number of Shareholders	Total number of shares held	Number of shares held in demat form	Total shareholding as a percentage of total		Shares pledged or otherwise encumbered	
					As % of (A+B)	As % of (A+B+C)	Number of shares (VII)	As a percentage (IX)=(VII)/(IV)*100
(I)	(II)	(III)	(IV)	(V)	(VI)	(VII)	(VIII)	(IX)
(A)	Shareholding of promoter and promoter group							
(1)	Indian							
(a)	Individuals / Hindu Undivided Family	4	616657	616657	1.5583	NI	NI	NI
(b)	Central Government / State Government(s)	0	0	0	0.000	0.000	0.000	NI
(c)	Bodies Corporate	8	1741605	1741605	4.4011	4.4011	4.4011	NI
(d)	Financial Institutions / Banks	0	0	0	0.000	0.000	0.000	NI
(e)	Any other	0	0	0	0.000	0.000	0.000	NI
	Sub-Total (A)(1)	12	2358262	2358262	5.9595	5.9595	5.9595	NI
(2)	Foreign							
(a)	Individuals (Non-Resident Individuals / Foreign Individuals)	3	48838	48838	0.1234	0.1234	0.1234	NI
(b)	Bodies Corporate	2	14676751	14676751	37.0890	37.0890	37.0890	NI
(c)	Institutions	0	0	0	0.000	0.000	0.000	NI
(d)	Any other [specify]	0	0	0	0.000	0.000	0.000	NI
	Sub-Total (A)(2)	5	14725589	14725589	37.2124	37.2124	37.2124	NI
	Total shareholding of Promoter and Promoter Group (A)=(A)(1)+(A)(2)	17	17083851	17083851	43.1719	43.1719	43.1719	NI
(B)	Public Shareholding							
(1)	Institutions							
(a)	Mutual Funds / UFI	5	1471	1311	0.0036	0.0036	0.0036	NA
(b)	Financial Institutions / Banks	16	171052	668	0.4323	0.4323	0.4323	NA
(c)	Central Government / State Government(s)	1	334	334	0.0008	0.0008	0.0008	NA
(d)	Venture Capital Funds	0	0	0	0.000	0.000	0.000	NA
(e)	Insurance Companies	2	67770	67770	0.1713	0.1713	0.1713	NA
(f)	Foreign Institutional Investors	4	4909323	4909323	12.4062	12.4062	12.4062	NA
(g)	Foreign Venture Capital Investors	0	0	0	0.000	0.000	0.000	NA
(h)	Any other	0	0	0	0.000	0.000	0.000	NA
	Sub-Total (B)(1)	28	5149890	4979406	13.0141	13.0141	13.0141	NA
(2)	Non-institutions							
(a)	Bodies Corporate	521	4873594	4779435	12.3159	12.3159	12.3159	NA
(b)	Individuals - i. Individual shareholders holding nominal share capital upto Rs.1 lakh ii. Individual shareholders holding nominal share capital in excess of Rs.1 lakh	42810	7436026	6244954	18.7913	18.7913	18.7913	NA
(c)	Any other - Truets Clearing Members Non-Resident Indians Hindu Undivided Families	128	4015582	3979474	10.1476	10.1476	10.1476	NA
	Sub-Total (B)(2)	3	2351	2351	0.0059	0.0059	0.0059	NA
	TOTAL (A) + (B)	259	571435	565436	1.4441	1.4441	1.4441	NA
	Sub-Total (B)(2)	44284	17337943	16010591	43.8140	43.8140	43.8140	NA
	TOTAL (A) + (B)	44312	22487833	20989977	56.8281	56.8281	56.8281	NA
(C)	Shares held by Custodians and against which Depository Receipts have been issued	44329	39571684	38073848	100.000	100.000	100.000	NA
(1)	Promoter and Promoter Group	0	0	0	NA	0.000	0.000	NA
(2)	Public Shareholding	0	0	0	0.000	0.000	0.000	NA
	GRAND TOTAL (A)+(B)+(C)	44329	39571684	38073848	NA	100.000	100.000	NA



(10) Statement showing holding of securities (including shares, warrants, convertible securities) of persons belonging to the category "Promoter and Promoter Group."

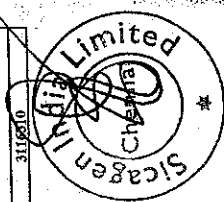
Sl. No.	Name of the shareholder	Details of shares held			Encumbered shares			Details of Warrants			Details of Convertible securities		Total shares (including underlying shares assuming full conversion of warrants and convertible securities) as a % of diluted share capital
		Number of shares held	As a % of grand total (A)+(B)+(C)	Number of shares held	As a % (V)-(VI)/(IV)*100	Number of Warrants held	As a % of total number of warrants of the same class	Number of Convertible securities held	% w.r.t convertible securities of the same class	Number of Convertible securities held	% w.r.t convertible securities of the same class		
(i)		(iii)	(iv)	(v)	(vi)	(vii)	(viii)	(ix)	(x)	(xi)	(xii)		
1	Ranford Investments Ltd	7400649	18.702	0	0.000	0.000	0.000	0.000	0.000	0.000	0.000	7400649	
2	Diamond Investments Ltd	7276102	18.387	0	0.000	0.000	0.000	0.000	0.000	0.000	0.000	7276102	
3	Southern Petrochemical Industries Corp. Ltd	577681	1.460	0	0.000	0.000	0.000	0.000	0.000	0.000	0.000	577681	
4	ACM Educational Foundation	572043	1.446	0	0.000	0.000	0.000	0.000	0.000	0.000	0.000	572043	
5	A.C. Muthiah (HUF) I	423700	1.071	0	0.000	0.000	0.000	0.000	0.000	0.000	0.000	423700	
6	SPTC Group Comps. Employees Welfare Foundn.	289038	0.730	0	0.000	0.000	0.000	0.000	0.000	0.000	0.000	289038	
7	SPIC Officers & Staff Welfare Foundn.	208435	0.527	0	0.000	0.000	0.000	0.000	0.000	0.000	0.000	208435	
8	A.C. Muthiah	153838	0.389	0	0.000	0.000	0.000	0.000	0.000	0.000	0.000	153838	
9	Sisal Logistics Ltd	50000	0.126	0	0.000	0.000	0.000	0.000	0.000	0.000	0.000	50000	
10	The Express Carriers Ltd	44200	0.112	0	0.000	0.000	0.000	0.000	0.000	0.000	0.000	44200	
11	Ashwin C Muthiah	28504	0.072	0	0.000	0.000	0.000	0.000	0.000	0.000	0.000	28504	
12	Ashwin C Muthiah	13334	0.034	0	0.000	0.000	0.000	0.000	0.000	0.000	0.000	13334	
13	Devaki Muthiah	22499	0.057	0	0.000	0.000	0.000	0.000	0.000	0.000	0.000	22499	
14	A.C. Muthiah (HUF) II	16600	0.042	0	0.000	0.000	0.000	0.000	0.000	0.000	0.000	16600	
15	Valli Ashwin Muthiah	7000	0.018	0	0.000	0.000	0.000	0.000	0.000	0.000	0.000	7000	
16	ACM Medical Foundation	109	0.000	0	0.000	0.000	0.000	0.000	0.000	0.000	0.000	109	
17	South India Travels Pvt. Ltd	99	0.000	0	0.000	0.000	0.000	0.000	0.000	0.000	0.000	99	
	TOTAL	17083951	43.171	0	0.000	0.000	0.000	0.000	0.000	0.000	0.000	17083951	

(11) Statement showing holding of securities (including shares, warrants, convertible securities) of persons belonging to the category "Public" and holding more than 1% of the total number of shares

Sl. No.	Name of the shareholder	Number of Shares	Shares as a percentage of total number of shares (i.e. grand total (A)+(B)+(C) indicated in statement at para (10)(a) above)	Details of Warrants			Details of Convertible securities		Total shares (including underlying shares assuming full conversion of warrants and convertible securities) as a % of diluted share capital
				Number of Warrants held	As a % of total number of warrants of the same class	Number of Convertible securities held	% w.r.t total number of convertible securities of the same class		
1	Twinsfield Consultants Private Ltd	3116310	7.8751	0.000	0.000	0.000	0.000	0.000	7.8751
2	Passage To India Master Fund Ltd	1919900	4.8517	0.000	0.000	0.000	0.000	0.000	4.8517
3	Davos International Fund	1545000	3.9943	0.000	0.000	0.000	0.000	0.000	3.9943
4	Jupiter South Asia Inv. Co. Ltd. Jupiter South Asia Inv. Co. Ltd. South Asia Access Fund	750000	1.8953	0.000	0.000	0.000	0.000	0.000	1.8953
5	Leman Diversified Fund	694423	1.7548	0.000	0.000	0.000	0.000	0.000	1.7548
6	Shreed Karanlal Shah	445000	1.1245	0.000	0.000	0.000	0.000	0.000	1.1245
7	Mahabatesh Gordhanji	444638	1.1236	0.000	0.000	0.000	0.000	0.000	1.1236
	TOTAL	8915271	22.5294	0.000	0.000	0.000	0.000	0.000	22.5294

(12) Statement showing holding of securities (including shares, warrants, convertible securities) of persons (together with PAC) belonging to the category "Public" and holding more than 5% of the total number of shares of the Company

Sl. No.	Name(s) of the shareholder(s) and the persons Acting in Concert (PAC) with them	Number of Shares	Shares as a percentage of total number of shares (i.e. grand total (A)+(B)+(C) indicated in statement at para (10)(a) above)	Details of Warrants			Details of Convertible securities		Total shares (including underlying shares assuming full conversion of warrants and convertible securities) as a % of diluted share capital
				Number of Warrants held	As a % of total number of warrants of the same class	Number of Convertible securities held	% w.r.t total number of convertible securities of the same class		
1	Twinsfield Consultants Private Ltd	3116310	7.8751	0.000	0.000	0.000	0.000	0.000	3116310
	TOTAL	3116310	7.8751	0.000	0.000	0.000	0.000	0.000	3116310



(I) (d) Statement showing details of locked-in shares

Sl No.	Name of the shareholder	Number of Shares	Shares as a percentage of total number of shares [i.e. grand total (A)+(B)+(C) indicated in statement at para (D)(a) above]
	Nil	Nil	Nil

(II) (a) Statement showing details of Depository Receipts (DRs)

Sl No.	Type of outstanding DR (ADRs, GDRs, SDRs, etc.)	Number of outstanding DRs	Number of Shares underlying outstanding DRs	Shares underlying outstanding DRs as a percentage of total number of shares [i.e. Grand Total (A)+(B)+(C) indicated in statement at para (D)(a) above]
	Nil	Nil	Nil	Nil

(II) (b) Statement showing holding of Depository Receipts (DRs) where underlying shares held by "Promoter/Promoter group" are in excess of 1% of the total number of shares


Sl No.	Name of the DR Holder	Type of outstanding DR (ADRs, GDRs, SDRs, etc.)	Number of shares underlying outstanding DRs	Shares underlying outstanding DRs as a percentage of total number of shares [i.e. Grand Total (A)+(B)+(C) indicated in statement at para (D)(a) above]
	Nil	Nil	Nil	Nil

(III) (a) Statement showing the voting pattern of the shareholders, if more than one class of shares/securities issued by the issuer

Not applicable

Date: 10.04.2013
Place: Chennai



For Sica Regen India Limited

 G. Arunmozhi
 Company Secretary